



**CITY OF COLLEYVILLE**  
**AUDIT COMMITTEE AGENDA**  
100 Main Street, Colleyville, Texas, 76034  
**City Manager's Conference Room - Third  
Floor**

---

**TUESDAY, MAY 12, 2026 - 5:15 PM**

---

**1. CALL TO ORDER**

**2. APPROVAL OF MINUTES**

February 17, 2026

**3. REPORTS**

Quarterly investment report as of March 31, 2026

**4. ADJOURNMENT**

I hereby certify this agenda was posted on City Hall bulletin boards *Wednesday, May 6, 2026*, by 5:00 p.m.

Christine Loven, TRMC  
City Secretary

A quorum of any Colleyville board, commission, or committee may be present at this meeting. Any matter on this agenda may be opened for public comment and discussion at the discretion of the governing body.

If you plan to attend this public meeting and have a disability that requires special accommodations, please advise the City Secretary at least 48 hours in advance at 817.503.1130, and reasonable accommodations will be made to assist you.



# CITY OF COLLEYVILLE

## AUDIT COMMITTEE MINUTES

100 Main Street, Colleyville, Texas, 76034  
City Manager's Conference Room - Third Floor

---

**TUESDAY, FEBRUARY 17, 2026 - 5:00 PM**

---

### 1. CALL TO ORDER

City Secretary Christine Loven called the meeting to order at 5:01 p.m. and called the roll.

**PRESENT:** Committee members Brandi Elder, Scotty Richardson, and Mark Alphonso.

**ALSO PRESENT:** Finance Director Cassie Smith, Accounting Manager Karen Hines, City Manager Jerry Ducay, Assistant City Manager Mark Wood, and City Secretary Christine Loven.

### 2. APPROVAL OF MINUTES

November 18, 2025

The November 18, 2025 minutes were approved.

### 3. REGULAR AGENDA ITEMS

#### 3a Discussion of the FY25 Audit and SAS 114 Letter

Finance Director Cassie Smith introduced Michelle Gilley, with Weaver, the City's auditing firm. Ms. Gilley reviewed the audit process, significant changes, work results, the audit reports, risks, communications, and the financial highlights. Ms. Gilley stated the City received an unmodified report, which is the highest report, which can be given. She noted there were no material weaknesses, no significant deficiencies, and no noted noncompliance material to the financial statements.

Ms. Gilley thanked Cassie Smith and Karen Hines for their assistance and said Weaver looks forward to continuing to work with both. With there being no questions regarding the audit, Ms. Gillen advised the audit will go before City Council tonight, February 17, 2026, for approval.

### 4. REPORTS

Quarterly investment report as of December 31, 2025

Finance Director Cassie reviewed the investment reports. She highlighted the City's portfolio composition and performance. Director Smith stated the City

continues to monitor investments to ensure the strategies and objectives to preserve capital, provide liquidity, and optimize earnings are being met.

**4. ADJOURNMENT**

The meeting adjourned at 5:16 p.m.

Minutes taken and prepared by:

A handwritten signature in blue ink that reads "Christine Loven". The signature is written in a cursive style.

Christine Loven, TRMC  
City Secretary



# CITY OF COLLEYVILLE AUDIT COMMITTEE BRIEFING

---

**Agenda Number**

**Agenda Date** 5/12/2026

**Number -**

**Type** Report

**Department** Finance

---

## **Title**

Quarterly investment report as of March 31, 2026

## **Explanation**

Quarterly investment report as of March 31, 2026.

## **Attachments**

1. Quarterly Investment Report Presentation - March 2026
2. Quarterly Investment Report - March 2026

# Quarterly Investment Report

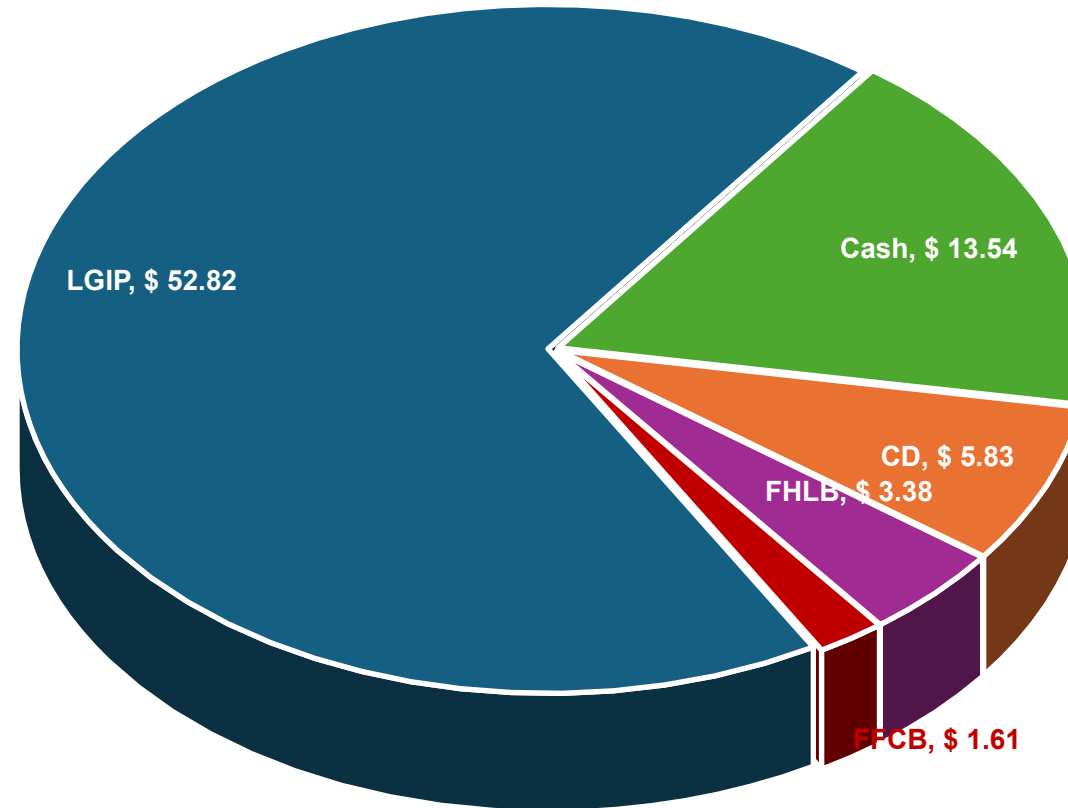
## March 31, 2026

Audit Committee  
May 12, 2026

# Portfolio Composition



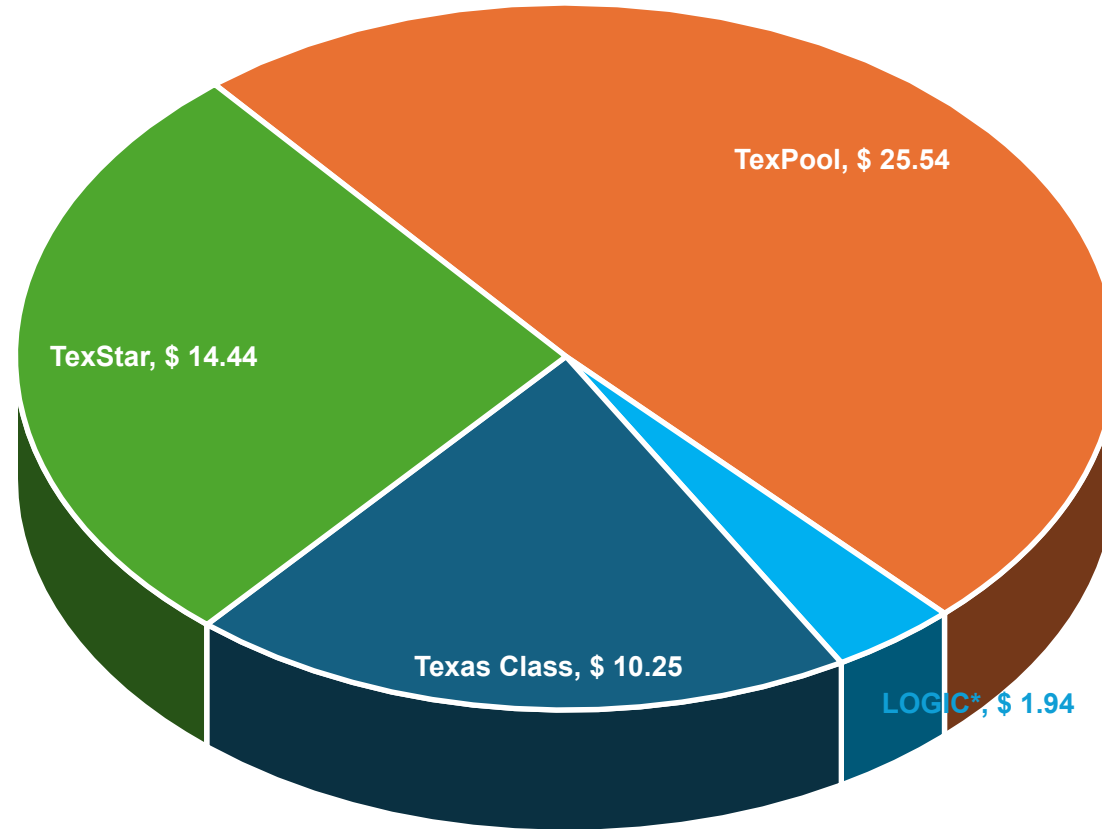
Total Value:  
\$13.5 Cash  
63.7 Investments  
\$77.2 Million



Legend:

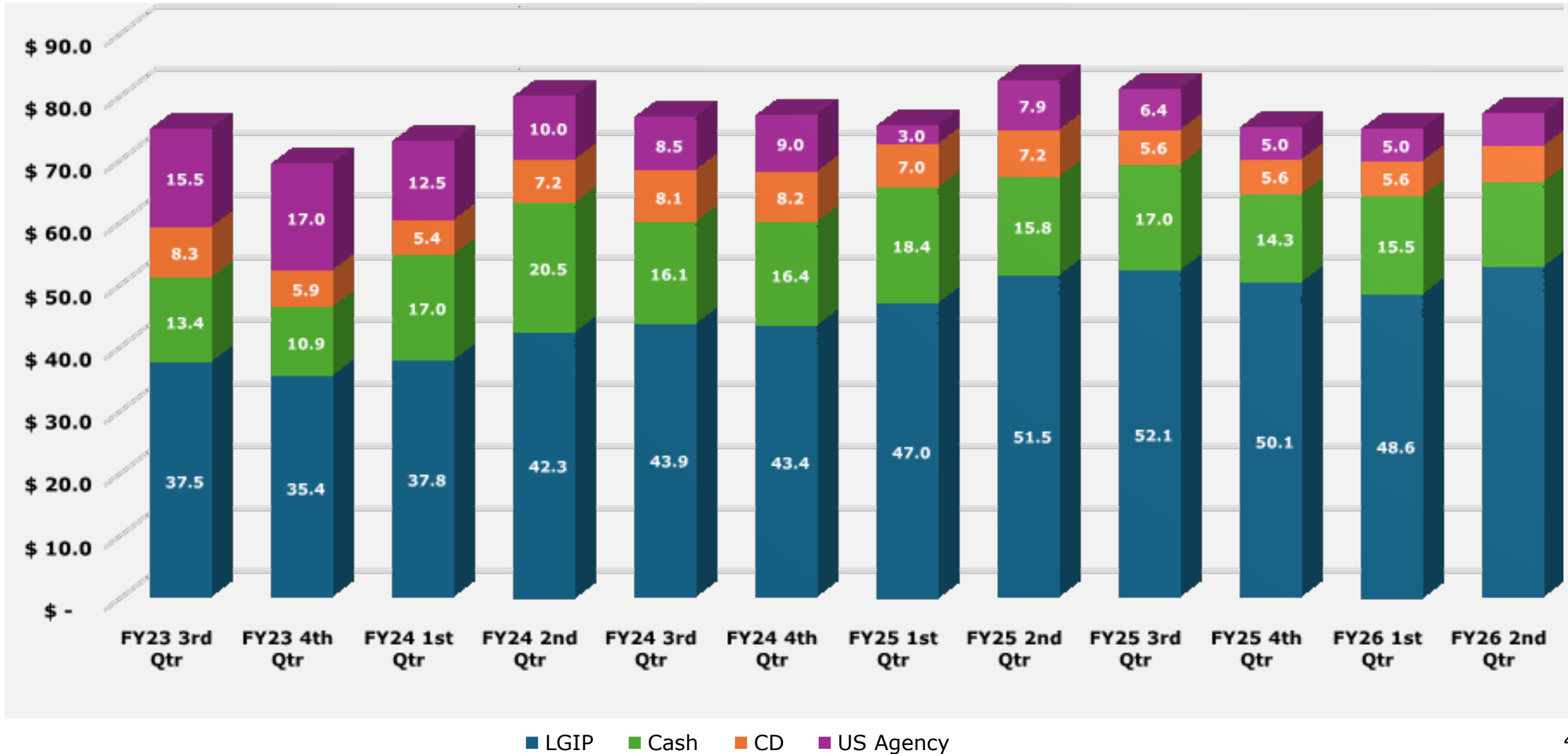
- LGIP – Local Government Investment Pool
- CD – Certificate of Deposit
- FHLB – Federal Home Loan Bank
- FHLMC – Federal Home Loan Mortgage Corporation

# Local Government Investment Pools (LGIP)



\*- Logic is the only approved pool that invests in commercial paper, limited per policy to 5% of total LGIP investment

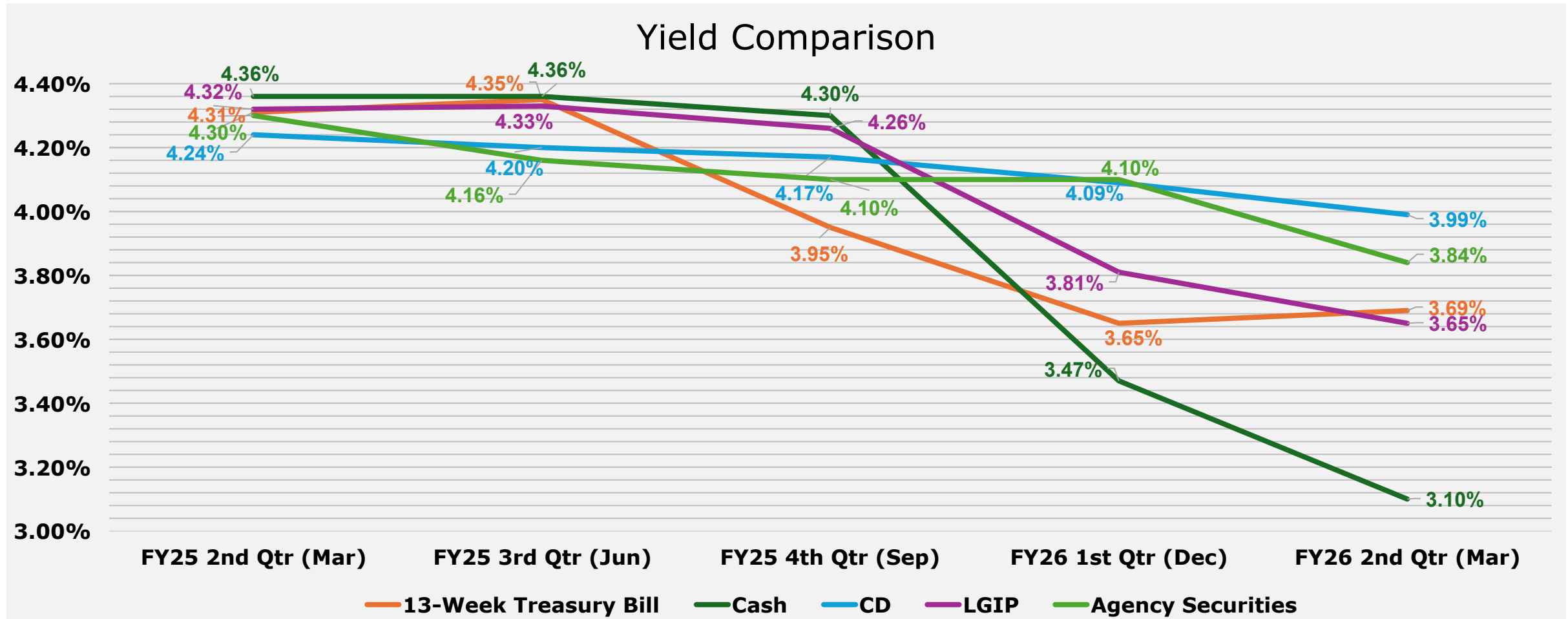
# Portfolio Composition Comparison



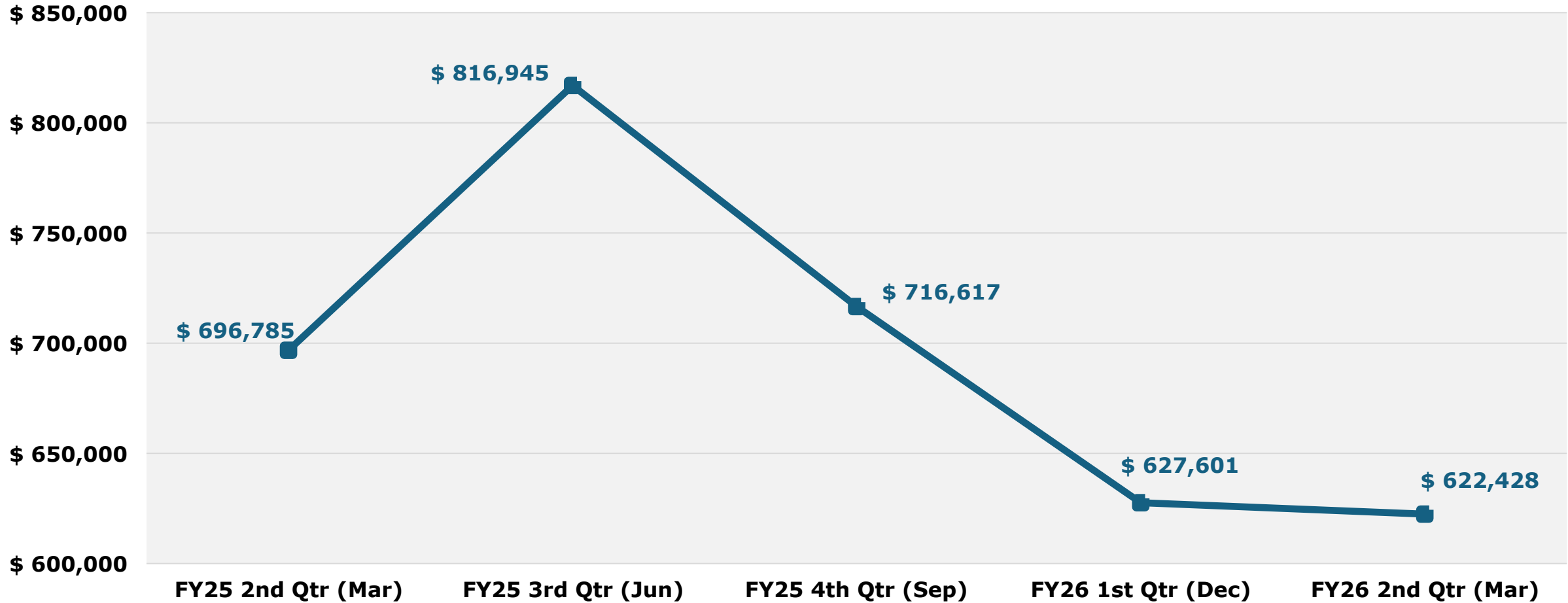
# Portfolio Performance



Weighted Average Maturity: 1.1 months  
 Weighted Average Yield: 3.59%



## Investment Interest Earnings Comparison



# Questions & Discussion





City of Colleyville | Texas  
**MONTHLY INVESTMENT REPORT**  
 March 31, 2026

**Compliance** | The City of Colleyville was in compliance with its investment policy and the Public Funds Investment Act. Specifically, the City only purchases securities from brokers who have reviewed the investment policy and signed a statement agreeing to comply with it. The maturity dates of the City's investments will meet the anticipated cash flow needs of the City.

Asset Category	Face Amount/Shares	Market Value	Book Value	% of Portfolio	YTM @ Cost	Days To Maturity
CD   Negotiable (Brokered)   100%	5,834,000.00	5,836,362.90	5,834,012.37	7.56	3.99	259
Operating Cash   TBD%	13,540,303.99	13,540,303.99	13,540,303.99	17.54	3.10	1
TX LGIP   75%	50,878,592.34	50,878,592.34	50,878,592.34	65.91	3.64	1
TX LGIP Commerical Paper   5%	1,942,172.90	1,942,172.90	1,942,172.90	2.52	3.79	1
US Agency   75%	5,013,000.00	4,991,534.07	4,995,656.03	6.47	3.84	281
<b>Total / Average</b>	<b>77,208,069.23</b>	<b>77,188,966.20</b>	<b>77,190,737.63</b>	<b>100.00</b>	<b>3.59</b>	<b>39</b>

\_\_\_\_\_  
 Mark Wood, Assistant City Manager

\_\_\_\_\_  
 Date

*Cassie Smith*

\_\_\_\_\_  
 Cassie Smith, Finance Director

\_\_\_\_\_  
 04/08/2026

\_\_\_\_\_  
 Date

*Karen Hines*

\_\_\_\_\_  
 Karen Hines, Accounting Manager

\_\_\_\_\_  
 4/8/2026

\_\_\_\_\_  
 Date



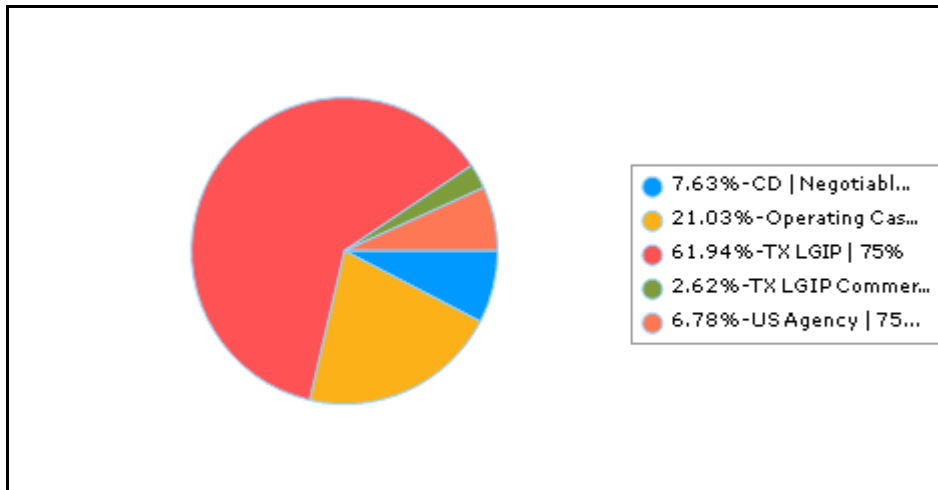
## City of Colleyville | TX Distribution by Asset Category - Market Value Investment Policy Compliance

Begin Date: 12/31/2025, End Date: 3/31/2026

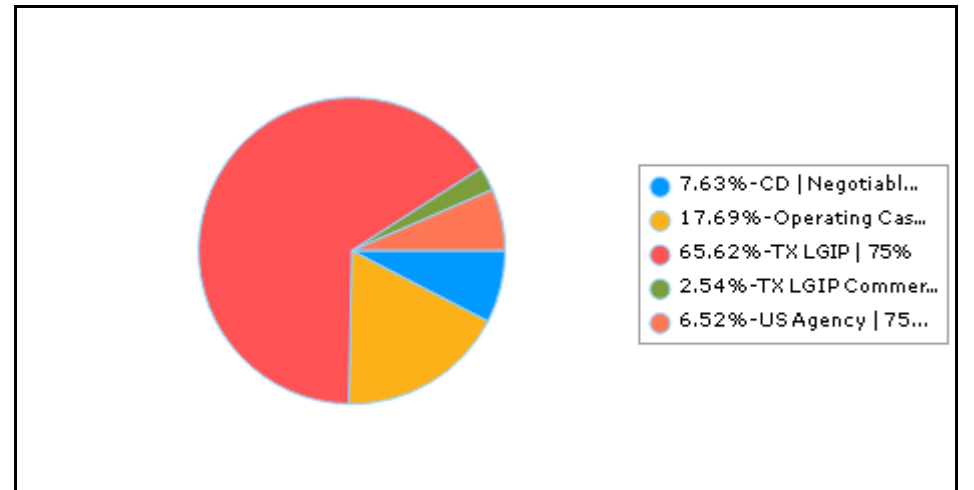
### Asset Category Allocation

Asset Category	Market Value 12/31/2025	% of Portfolio 12/31/2025	Market Value 3/31/2026	% of Portfolio 3/31/2026
CD   Negotiable (Brokered)   100%	5,612,321.95	7.63	5,836,362.90	7.63
Operating Cash   TBD%	15,457,207.24	21.03	13,540,303.99	17.69
TX LGIP   75%	45,532,474.31	61.94	50,218,210.01	65.62
TX LGIP Commerical Paper   5%	1,923,997.10	2.62	1,942,172.90	2.54
US Agency   75%	4,983,845.66	6.78	4,991,534.07	6.52
<b>Total / Average</b>	<b>73,509,846.26</b>	<b>100.00</b>	<b>76,528,583.87</b>	<b>100.00</b>

### Portfolio Holdings as of 12/31/2025



### Portfolio Holdings as of 3/31/2026



% TBD, pending investment policy clarification



## City of Colleyville | TX

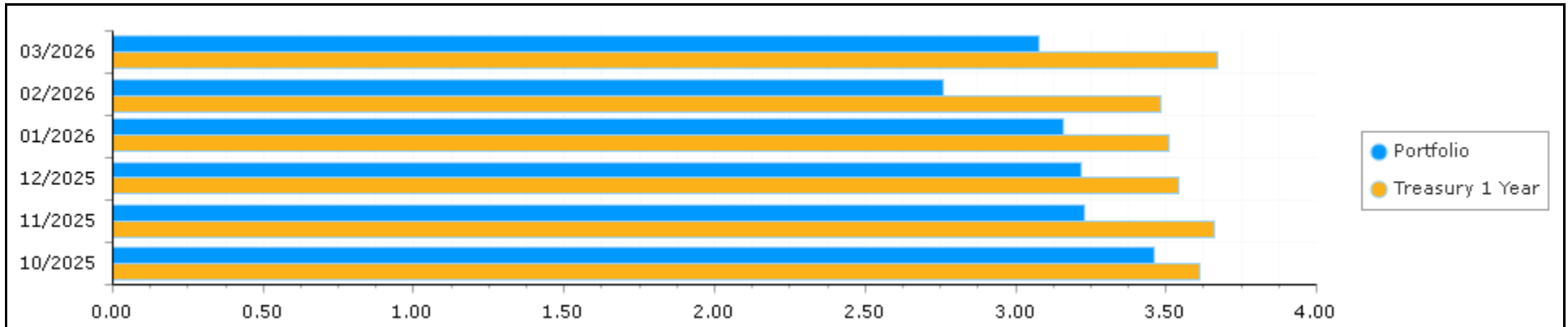
### Total Rate of Return - Book Value by Month

#### All Portfolios

Begin Date: 10/31/2025, End Date: 3/31/2026

Month	Beginning BV + Accrued Interest	Interest Earned During Period-BV	Realized Gain/Loss-BV	Investment Income-BV	Average Capital Base-BV	TRR-BV	Annualized TRR-BV	Treasury 1 Year
10/31/2025	75,106,617.79	213,416.15	0.00	213,416.15	75,133,081.72	0.28	3.46	3.61
11/30/2025	75,499,957.49	198,492.81	0.00	198,492.81	74,781,250.42	0.27	3.23	3.66
12/31/2025	73,440,850.93	193,711.38	0.00	193,711.38	73,360,453.66	0.26	3.22	3.54
1/31/2026	74,709,097.52	189,508.20	5,348.10	194,856.30	75,104,829.34	0.26	3.16	3.51
2/28/2026	75,886,641.64	176,360.15	0.00	176,360.15	77,561,862.33	0.23	2.76	3.48
3/31/2026	79,279,410.18	198,826.59	0.00	198,826.59	78,503,416.29	0.25	3.08	3.67
<b>Total/Average</b>	<b>75,106,617.79</b>	<b>1,170,315.28</b>	<b>5,348.10</b>	<b>1,175,663.38</b>	<b>75,297,042.13</b>	<b>1.56</b>	<b>3.15</b>	<b>3.58</b>

#### Annualized TRR-BV



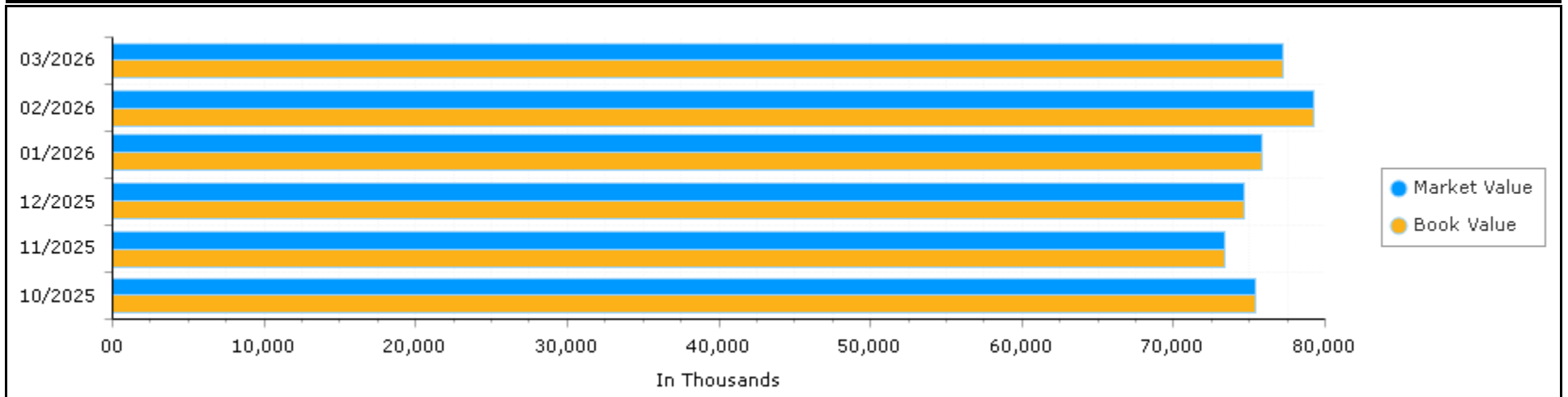


## City of Colleyville | TX Portfolio Summary by Month All Portfolios

Begin Date: 10/31/2025, End Date: 3/31/2026

Month	Market Value	Book Value	Unrealized Gain/Loss	YTM @ Cost	YTM @ Market	Duration	Days To Maturity
10/31/2025	75,453,859.04	75,429,738.60	24,120.44	4.03	3.99	0.12	46
11/30/2025	73,388,464.03	73,369,319.75	19,144.28	3.89	3.86	0.12	44
12/31/2025	74,662,870.94	74,637,050.71	25,820.23	3.78	3.73	0.11	40
1/31/2026	75,828,210.35	75,819,578.16	8,632.19	3.63	3.60	0.09	32
2/28/2026	79,216,872.70	79,208,310.86	8,561.84	3.60	3.58	0.08	30
3/31/2026	77,188,966.20	77,190,737.63	-1,771.43	3.59	3.58	0.10	39
Total / Average	75,956,540.54	75,942,455.95	14,084.59	3.75	3.72	0.10	38

**Market Value / Book Value Comparison**





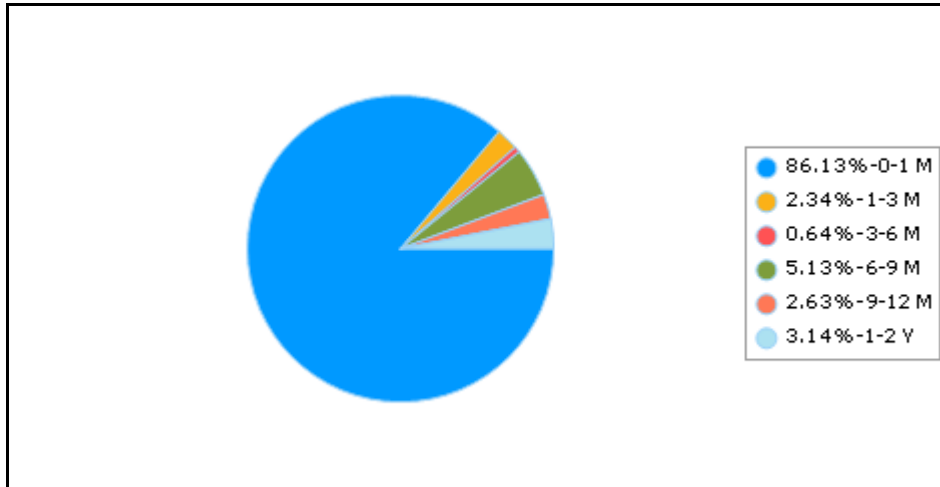
## City of Colleyville | TX Distribution by Maturity Range - Market Value All Portfolios

Begin Date: 12/31/2025, End Date: 3/31/2026

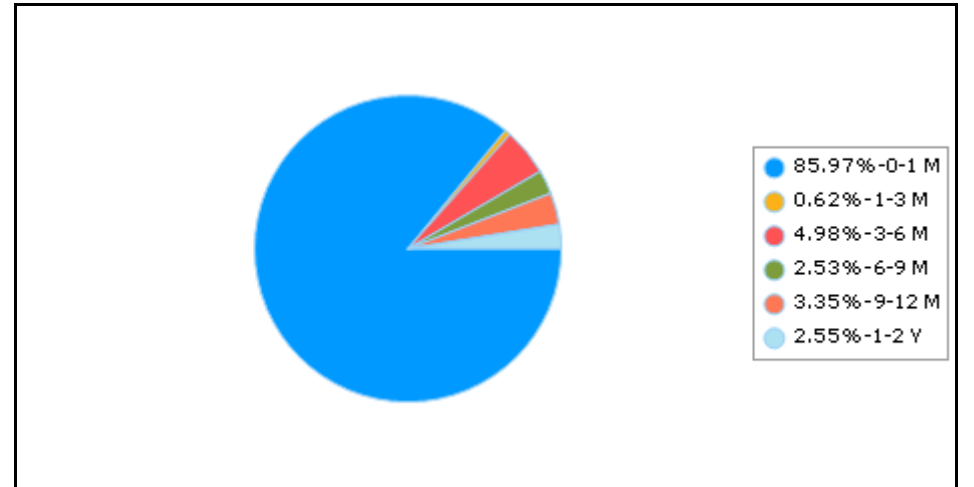
### Maturity Range Allocation

Maturity Range	Market Value 12/31/2025	% of Portfolio 12/31/2025	Market Value 3/31/2026	% of Portfolio 3/31/2026
0-1 Month	64,305,746.35	86.13	66,361,069.23	85.97
1-3 Months	1,743,403.89	2.34	477,011.88	0.62
3-6 Months	477,544.86	0.64	3,844,713.52	4.98
6-9 Months	3,832,963.37	5.13	1,954,546.47	2.53
9-12 Months	1,960,065.40	2.63	2,584,661.39	3.35
1-2 Years	2,343,147.07	3.14	1,966,963.71	2.55
<b>Total / Average</b>	<b>74,662,870.94</b>	<b>100.00</b>	<b>77,188,966.20</b>	<b>100.00</b>

**Portfolio Holdings as of 12/31/2025**



**Portfolio Holdings as of 3/31/2026**





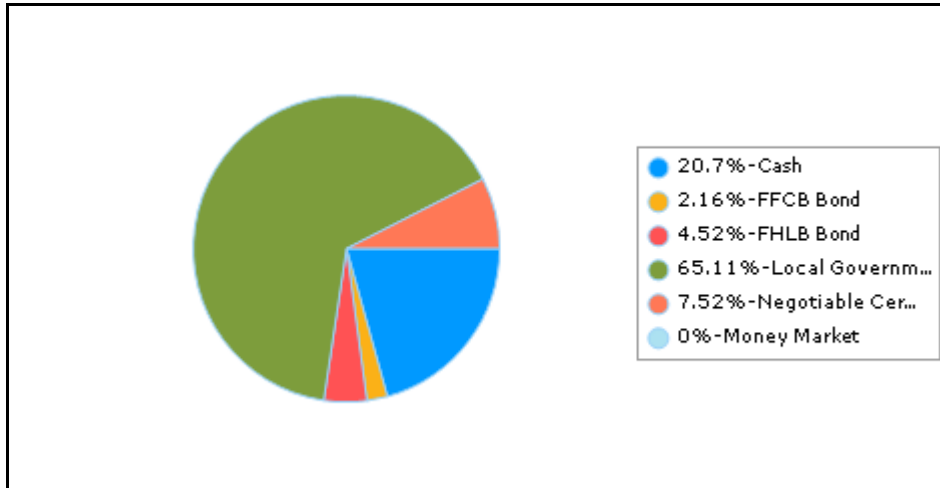
## City of Colleyville | TX Distribution by Security Type - Market Value All Portfolios

Begin Date: 12/31/2025, End Date: 3/31/2026

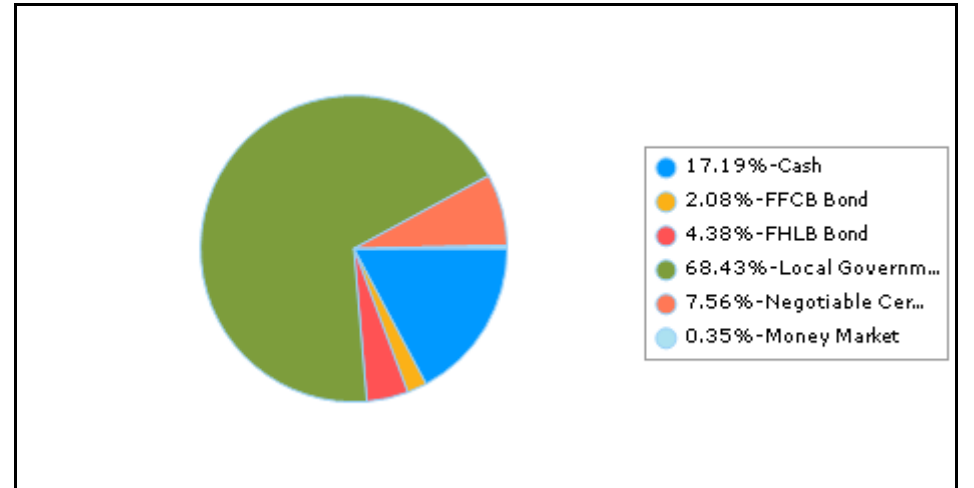
### Security Type Allocation

Security Type	Market Value 12/31/2025	% of Portfolio 12/31/2025	Market Value 3/31/2026	% of Portfolio 3/31/2026
Cash	15,457,207.24	20.70	13,268,798.73	17.19
FFCB Bond	1,612,435.45	2.16	1,608,790.07	2.08
FHLB Bond	3,371,410.21	4.52	3,382,744.00	4.38
Local Government Investment Pool	48,609,496.09	65.11	52,820,765.24	68.43
Negotiable Certificate Of Deposit	5,612,321.95	7.52	5,836,362.90	7.56
Money Market	0.00	0.00	271,505.26	0.35
<b>Total / Average</b>	<b>74,662,870.94</b>	<b>100.00</b>	<b>77,188,966.20</b>	<b>100.00</b>

**Portfolio Holdings as of 12/31/2025**



**Portfolio Holdings as of 3/31/2026**





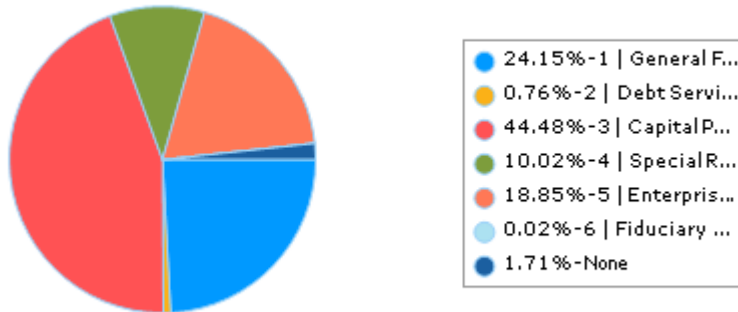
## City of Colleyville | TX Distribution by Main Fund - Market Value All Portfolios

Begin Date: 12/31/2025, End Date: 3/31/2026

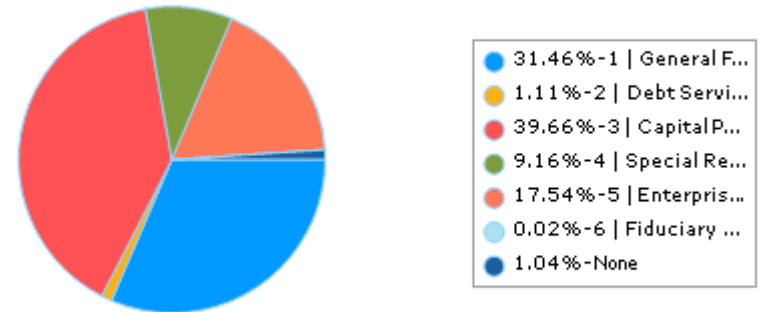
### Main Fund Allocation

Main Fund	Market Value 12/31/2025	% of Portfolio 12/31/2025	Market Value 3/31/2026	% of Portfolio 3/31/2026
1   General Fund	18,033,823.82	24.15	24,284,126.28	31.46
2   Debt Service Funds	570,573.43	0.76	860,654.77	1.11
3   Capital Project Funds	33,213,701.30	44.48	30,615,208.64	39.66
4   Special Revenue Funds	7,479,186.81	10.02	7,071,351.30	9.16
5   Enterprise Funds	14,071,647.88	18.85	13,541,091.85	17.54
6   Fiduciary Funds	16,958.09	0.02	16,166.55	0.02
None	1,276,979.61	1.71	800,366.81	1.04
<b>Total / Average</b>	<b>74,662,870.94</b>	<b>100.00</b>	<b>77,188,966.20</b>	<b>100.00</b>

**Portfolio Holdings as of 12/31/2025**



**Portfolio Holdings as of 3/31/2026**





## City of Colleyville | TX Projected Cash Flow by Month All Portfolios

Begin Date: 04-2026, End Date: 09-2026

Date	CUSIP	Face Amount/Shares	Description	Principal Amount	Interest/Dividends	Total
4/4/2026	90355GWT9	0.00	UBS Bank USA 4.1 6/4/2027	0.00	867.07	867.07
4/6/2026	843383EA4	0.00	SOUTHERN BK POPLAR 3.7 2/5/2027	0.00	782.47	782.47
4/9/2026	59013K7B6	0.00	Merrick Bank 4.05 5/8/2026	0.00	815.22	815.22
4/10/2026	32022RYV3	0.00	1st Financial Bank USA 4 7/10/2026	0.00	805.15	805.15
4/10/2026	29367RNH5	0.00	Enterprise Bank 4.15 12/10/2026	0.00	835.34	835.34
4/13/2026	06426KEQ7	0.00	Bank New Eng Salem N 3.8 2/12/2027	0.00	803.62	803.62
4/14/2026	89841MCT2	0.00	TRUSTONEE FINANCIAL 3.8 11/13/2026	0.00	803.62	803.62
4/15/2026	01882MAK8	0.00	ALLIANT CR UN 3.95 10/15/2026	0.00	835.34	835.34
4/24/2026	48836LCM2	0.00	Kemba Financial 4.15 7/24/2026	0.00	877.64	877.64
4/27/2026	30191MAL1	0.00	FFB Bank 4 11/27/2026	0.00	845.92	845.92
4/30/2026	20786AKY0	0.00	CONNECTONE BANK 3.8 7/30/2027	0.00	746.47	746.47
<b>April 2026</b>				<b>0.00</b>	<b>9,017.86</b>	<b>9,017.86</b>
5/4/2026	90355GWT9	0.00	UBS Bank USA 4.1 6/4/2027	0.00	839.10	839.10
5/6/2026	843383EA4	0.00	SOUTHERN BK POPLAR 3.7 2/5/2027	0.00	757.23	757.23
5/7/2026	949764VJ0	0.00	Wells Fargo Bk N A 3.9 10/7/2027	0.00	794.96	794.96
5/8/2026	59013K7B6	237,000.00	Merrick Bank 4.05 5/8/2026	237,000.00	762.62	237,762.62
5/10/2026	32022RYV3	0.00	1st Financial Bank USA 4 7/10/2026	0.00	779.18	779.18
5/10/2026	29367RNH5	0.00	Enterprise Bank 4.15 12/10/2026	0.00	808.40	808.40
5/13/2026	06426KEQ7	0.00	Bank New Eng Salem N 3.8 2/12/2027	0.00	777.70	777.70
5/14/2026	89841MCT2	0.00	TRUSTONEE FINANCIAL 3.8 11/13/2026	0.00	777.70	777.70
5/15/2026	05612LCL4	0.00	BMW Bank of North America 4.05 11/16/2026	0.00	4,920.47	4,920.47
5/15/2026	01882MAK8	0.00	ALLIANT CR UN 3.95 10/15/2026	0.00	808.40	808.40
5/21/2026	26879TAK5	0.00	EPB Employees Cr Un 4.05 9/21/2026	0.00	2,439.21	2,439.21
5/24/2026	48836LCM2	0.00	Kemba Financial 4.15 7/24/2026	0.00	849.33	849.33
5/27/2026	22282XAN0	0.00	COVANTAGE 4.05 8/27/2026	0.00	2,439.21	2,439.21



## City of Colleyville | TX Projected Cash Flow by Month All Portfolios

Begin Date: 04-2026, End Date: 09-2026

Date	CUSIP	Face Amount/Shares	Description	Principal Amount	Interest/Dividends	Total
5/27/2026	61690DB49	0.00	Morgan Stanley Bank 4.15 11/27/2026	0.00	5,021.39	5,021.39
5/27/2026	30191MAL1	0.00	FFB Bank 4 11/27/2026	0.00	818.63	818.63
5/31/2026	20786AKY0	0.00	CONNECTONE BANK 3.8 7/30/2027	0.00	771.35	771.35
<b>May 2026</b>				<b>237,000.00</b>	<b>24,364.88</b>	<b>261,364.88</b>
6/4/2026	90355GWT9	0.00	UBS Bank USA 4.1 6/4/2027	0.00	867.07	867.07
6/6/2026	843383EA4	0.00	SOUTHERN BK POPLAR 3.7 2/5/2027	0.00	782.47	782.47
6/7/2026	949764VJ0	0.00	Wells Fargo Bk N A 3.9 10/7/2027	0.00	821.46	821.46
6/10/2026	32022RYV3	0.00	1st Financial Bank USA 4 7/10/2026	0.00	805.15	805.15
6/10/2026	29367RNH5	0.00	Enterprise Bank 4.15 12/10/2026	0.00	835.34	835.34
6/11/2026	73317AFC1	0.00	POPULAR BK NEW YORK 3.7 3/10/2028	0.00	2,284.88	2,284.88
6/11/2026	68405VCV9	0.00	Optum Bank, Inc 4.15 12/11/2026	0.00	4,966.36	4,966.36
6/13/2026	06426KEQ7	0.00	Bank New Eng Salem N 3.8 2/12/2027	0.00	803.62	803.62
6/14/2026	89841MCT2	0.00	TRUSTONEE FINANCIAL 3.8 11/13/2026	0.00	803.62	803.62
6/15/2026	01882MAK8	0.00	ALLIANT CR UN 3.95 10/15/2026	0.00	835.34	835.34
6/24/2026	48836LCM2	0.00	Kemba Financial 4.15 7/24/2026	0.00	877.64	877.64
6/24/2026	38150VF61	240,000.00	Goldman Sachs Bank USA 4 6/24/2026	240,000.00	4,786.85	244,786.85
6/27/2026	30191MAL1	0.00	FFB Bank 4 11/27/2026	0.00	845.92	845.92
6/30/2026	3130AMSS2	2,400,000.00	FHLB 1.05 6/30/2026-23	2,400,000.00	12,600.00	2,412,600.00
6/30/2026	20786AKY0	0.00	CONNECTONE BANK 3.8 7/30/2027	0.00	746.47	746.47
<b>June 2026</b>				<b>2,640,000.00</b>	<b>33,662.19</b>	<b>2,673,662.19</b>
7/4/2026	90355GWT9	0.00	UBS Bank USA 4.1 6/4/2027	0.00	839.10	839.10
7/6/2026	843383EA4	0.00	SOUTHERN BK POPLAR 3.7 2/5/2027	0.00	757.23	757.23
7/7/2026	949764VJ0	0.00	Wells Fargo Bk N A 3.9 10/7/2027	0.00	794.96	794.96
7/10/2026	32022RYV3	237,000.00	1st Financial Bank USA 4 7/10/2026	237,000.00	779.18	237,779.18
7/10/2026	29367RNH5	0.00	Enterprise Bank 4.15 12/10/2026	0.00	808.40	808.40



## City of Colleyville | TX Projected Cash Flow by Month All Portfolios

Begin Date: 04-2026, End Date: 09-2026

Date	CUSIP	Face Amount/Shares	Description	Principal Amount	Interest/Dividends	Total
7/13/2026	3133ET7H4	0.00	FFCB 3.375 1/13/2027	0.00	27,219.38	27,219.38
7/13/2026	06426KEQ7	0.00	Bank New Eng Salem N 3.8 2/12/2027	0.00	777.70	777.70
7/14/2026	89841MCT2	0.00	TRUSTONEE FINANCIAL 3.8 11/13/2026	0.00	777.70	777.70
7/15/2026	01882MAK8	0.00	ALLIANT CR UN 3.95 10/15/2026	0.00	808.40	808.40
7/23/2026	06051XZA3	240,000.00	Bank of America 4.1 7/23/2026	240,000.00	9,840.00	249,840.00
7/24/2026	48836LCM2	249,000.00	Kemba Financial 4.15 7/24/2026	249,000.00	849.33	249,849.33
7/24/2026	219236BZ8	240,000.00	Cornerstone Bank 4.05 7/24/2026	240,000.00	9,693.37	249,693.37
7/27/2026	30191MAL1	0.00	FFB Bank 4 11/27/2026	0.00	818.63	818.63
7/31/2026	20786AKY0	0.00	CONNECTONE BANK 3.8 7/30/2027	0.00	771.35	771.35
<b>July 2026</b>				<b>966,000.00</b>	<b>55,534.73</b>	<b>1,021,534.73</b>
8/4/2026	90355GWT9	0.00	UBS Bank USA 4.1 6/4/2027	0.00	867.07	867.07
8/6/2026	843383EA4	0.00	SOUTHERN BK POPLAR 3.7 2/5/2027	0.00	782.47	782.47
8/7/2026	949764VJ0	0.00	Wells Fargo Bk N A 3.9 10/7/2027	0.00	821.46	821.46
8/10/2026	29367RNH5	0.00	Enterprise Bank 4.15 12/10/2026	0.00	835.34	835.34
8/13/2026	06426KEQ7	0.00	Bank New Eng Salem N 3.8 2/12/2027	0.00	803.62	803.62
8/14/2026	89841MCT2	0.00	TRUSTONEE FINANCIAL 3.8 11/13/2026	0.00	803.62	803.62
8/15/2026	01882MAK8	0.00	ALLIANT CR UN 3.95 10/15/2026	0.00	835.34	835.34
8/21/2026	26879TAK5	0.00	EPB Employees Cr Un 4.05 9/21/2026	0.00	2,521.43	2,521.43
8/26/2026	02589AGP1	0.00	American Express 4.2 2/26/2027	0.00	4,936.09	4,936.09
8/26/2026	61776NMA8	0.00	Morgan Stanley Bank 4.25 2/26/2027	0.00	5,058.08	5,058.08
8/27/2026	22282XAN0	247,000.00	COVANTAGE 4.05 8/27/2026	247,000.00	2,521.43	249,521.43
8/27/2026	30191MAL1	0.00	FFB Bank 4 11/27/2026	0.00	845.92	845.92
8/31/2026	20786AKY0	0.00	CONNECTONE BANK 3.8 7/30/2027	0.00	771.35	771.35
<b>August 2026</b>				<b>247,000.00</b>	<b>22,403.22</b>	<b>269,403.22</b>
9/4/2026	90355GWT9	0.00	UBS Bank USA 4.1 6/4/2027	0.00	867.07	867.07



## City of Colleyville | TX Projected Cash Flow by Month All Portfolios

Begin Date: 04-2026, End Date: 09-2026

Date	CUSIP	Face Amount/Shares	Description	Principal Amount	Interest/Dividends	Total
9/6/2026	843383EA4	0.00	SOUTHERN BK POPLAR 3.7 2/5/2027	0.00	782.47	782.47
9/7/2026	949764VJ0	0.00	Wells Fargo Bk N A 3.9 10/7/2027	0.00	821.46	821.46
9/10/2026	29367RNH5	0.00	Enterprise Bank 4.15 12/10/2026	0.00	835.34	835.34
9/11/2026	73317AFC1	0.00	POPULAR BK NEW YORK 3.7 3/10/2028	0.00	2,284.88	2,284.88
9/13/2026	06426KEQ7	0.00	Bank New Eng Salem N 3.8 2/12/2027	0.00	803.62	803.62
9/14/2026	89841MCT2	0.00	TRUSTONEE FINANCIAL 3.8 11/13/2026	0.00	803.62	803.62
9/15/2026	01882MAK8	0.00	ALLIANT CR UN 3.95 10/15/2026	0.00	835.34	835.34
9/21/2026	3130B9YL8	0.00	FHLB 4 3/21/2028-26	0.00	19,333.33	19,333.33
9/21/2026	26879TAK5	247,000.00	EPB Employees Cr Un 4.05 9/21/2026	247,000.00	849.61	247,849.61
9/27/2026	30191MAL1	0.00	FFB Bank 4 11/27/2026	0.00	845.92	845.92
9/30/2026	20786AKY0	0.00	CONNECTONE BANK 3.8 7/30/2027	0.00	746.47	746.47
<b>September 2026</b>				<b>247,000.00</b>	<b>29,809.13</b>	<b>276,809.13</b>
<b>TOTAL</b>				<b>4,337,000.00</b>	<b>174,792.01</b>	<b>4,511,792.01</b>



## City of Colleyville | TX Portfolio Holdings by Asset Category Investment Policy Compliance

Date: 3/31/2026

Description	Face Amount / Shares	Settlement Date	Cost Value	Market Price	Market Value	% Portfolio	Credit Rating	Days To Call/Maturity
CUSIP		YTM @ Cost	Book Value	YTM @ Market	Accrued Interest	Unre. Gain/Loss	Credit Rating	Duration To Maturity
<b>CD   Negotiable (Brokered)   100%</b>								
1st Financial Bank USA 4 7/10/2026		1/10/2025	237,000.00	100.02	237,052.14	0.31%	FDIC Insured	101
32022RYV3	237,000.00	4.00	237,000.00	3.92	545.42	52.14	FDIC Insured	0.28
ALLIANT CR UN 3.95 10/15/2026		10/15/2025	249,000.00	100.01	249,017.43	0.33%	FDIC Insured	198
01882MAK8	249,000.00	3.95	249,000.00	3.94	431.15	17.43	FDIC Insured	0.53
American Express 4.2 2/26/2027		2/26/2025	237,000.00	100.28	237,658.86	0.31%	FDIC Insured	332
02589AGP1	237,000.00	4.20	237,000.00	3.88	899.95	658.86	FDIC Insured	0.9
Bank New Eng Salem N 3.8 2/12/2027		2/13/2026	249,000.00	99.93	248,820.72	0.33%	FDIC Insured	318
06426KEQ7	249,000.00	3.80	249,000.00	3.89	466.62	-179.28	FDIC Insured	0.85
Bank of America 4.1 7/23/2026		7/23/2025	240,000.00	100.04	240,084.00	0.31%	FDIC Insured	114
06051XZA3	240,000.00	4.10	240,000.00	3.88	6,766.68	84.00	FDIC Insured	0.31
BMW Bank of North America 4.05 11/16/2026		11/15/2024	245,000.00	100.15	245,357.70	0.32%	FDIC Insured	230
05612LCL4	245,000.00	4.05	245,000.00	3.81	3,697.15	357.70	FDIC Insured	0.62
City Natl Bk Los 3.852 8/13/2027		2/13/2026	236,000.00	99.94	235,853.68	0.31%	FDIC Insured	500
178180HK4	236,000.00	3.85	236,000.00	3.88	1,145.68	-146.32	FDIC Insured	1.37
CONNECTONE BANK 3.8 7/30/2027		1/30/2026	239,000.00	99.90	238,758.61	0.31%	FDIC Insured	486
20786AKY0	239,000.00	3.80	239,000.00	3.88	0.00	-241.39	FDIC Insured	1.3
Cornerstone Bank 4.05 7/24/2026		7/25/2025	240,000.00	100.02	240,048.00	0.31%	FDIC Insured	115
219236BZ8	240,000.00	4.05	240,000.00	3.88	6,630.90	48.00	FDIC Insured	0.32
COVANTAGE 4.05 8/27/2026		8/27/2025	247,000.00	100.03	247,083.98	0.32%	FDIC Insured	149
22282XAN0	247,000.00	4.05	247,000.00	3.96	877.02	83.98	FDIC Insured	0.41
Enterprise Bank 4.15 12/10/2026		12/10/2024	237,000.00	100.19	237,452.67	0.31%	FDIC Insured	254
29367RNH5	237,000.00	4.15	237,000.00	3.87	565.88	452.67	FDIC Insured	0.68
EPB Employees Cr Un 4.05 9/21/2026		5/21/2025	247,000.00	100.10	247,254.41	0.32%	FDIC Insured	174
26879TAK5	247,000.00	4.05	247,000.00	3.83	1,041.46	254.41	FDIC Insured	0.47



## City of Colleyville | TX Portfolio Holdings by Asset Category Investment Policy Compliance

Date: 3/31/2026

Description	Face Amount / Shares	Settlement Date	Cost Value	Market Price	Market Value	% Portfolio	Credit Rating	Days To Call/Maturity
CUSIP		YTM @ Cost	Book Value	YTM @ Market	Accrued Interest	Unre. Gain/Loss	Credit Rating	Duration To Maturity
FFB Bank 4 11/27/2026		11/27/2024	249,000.00	100.09	249,214.14	0.33%	FDIC Insured	241
30191MAL1	249,000.00	4.00	249,000.00	3.87	109.15	214.14	FDIC Insured	0.65
Florida CR UN 3.8 12/15/2026		12/15/2025	240,000.00	99.93	239,839.20	0.31%	FDIC Insured	259
34061LAE8	240,000.00	3.80	240,000.00	3.85	2,648.55	-160.80	FDIC Insured	0.71
Goldman Sachs Bank USA 4 6/24/2026		12/24/2024	240,000.00	100.00	240,002.40	0.31%	FDIC Insured	85
38150VF61	240,000.00	4.00	240,000.00	3.95	2,551.23	2.40	FDIC Insured	0.23
Kemba Financial 4.15 7/24/2026		7/24/2025	249,000.00	100.05	249,126.99	0.33%	FDIC Insured	115
48836LCM2	249,000.00	4.15	249,000.00	3.99	198.18	126.99	FDIC Insured	0.31
Merrick Bank 4.05 5/8/2026		5/9/2025	237,118.50	100.00	237,009.48	0.31%	FDIC Insured	38
59013K7B6	237,000.00	4.00	237,012.37	4.01	578.54	-2.89	FDIC Insured	0.1
Morgan Stanley Bank 4.15 11/27/2026		11/27/2024	244,000.00	100.17	244,422.12	0.32%	FDIC Insured	241
61690DB49	244,000.00	4.15	244,000.00	3.88	3,440.07	422.12	FDIC Insured	0.65
Morgan Stanley Bank 4.25 2/26/2027		2/26/2025	240,000.00	100.32	240,775.20	0.31%	FDIC Insured	332
61776NMA8	240,000.00	4.25	240,000.00	3.88	922.19	775.20	FDIC Insured	0.9
Optum Bank, Inc 4.15 12/11/2026		12/11/2024	240,000.00	100.18	240,420.00	0.31%	FDIC Insured	255
68405VCV9	240,000.00	4.15	240,000.00	3.89	3,001.64	420.00	FDIC Insured	0.69
POPULAR BK NEW YORK 3.7 3/10/2028		3/11/2026	245,000.00	99.62	244,078.80	0.32%	FDIC Insured	710
73317AFC1	245,000.00	3.70	245,000.00	3.88	496.71	-921.20	FDIC Insured	1.88
SOUTHERN BK POPLAR 3.7 2/5/2027		2/6/2026	249,000.00	99.85	248,616.54	0.33%	FDIC Insured	311
843383EA4	249,000.00	3.70	249,000.00	3.89	631.03	-383.46	FDIC Insured	0.83
TRUSTONEE FINANCIAL 3.8 11/13/2026		11/14/2025	249,000.00	99.93	248,823.21	0.33%	FDIC Insured	227
89841MCT2	249,000.00	3.80	249,000.00	3.92	440.70	-176.79	FDIC Insured	0.61
UBS Bank USA 4.1 6/4/2027		6/4/2025	249,000.00	100.24	249,592.62	0.33%	FDIC Insured	430
90355GWT9	249,000.00	4.10	249,000.00	3.89	755.19	592.62	FDIC Insured	1.15



## City of Colleyville | TX Portfolio Holdings by Asset Category Investment Policy Compliance

Date: 3/31/2026

Description	Face Amount / Shares	Settlement Date	Cost Value	Market Price	Market Value	% Portfolio	Credit Rating	Days To Call/Maturity
CUSIP		YTM @ Cost	Book Value	YTM @ Market	Accrued Interest	Unre. Gain/Loss	Credit Rating	Duration To Maturity
			5,834,118.50		5,836,362.90	7.63%		259
<b>Sub Total CD   Negotiable (Brokered)   100%</b>	<b>5,834,000.00</b>	<b>3.99</b>	<b>5,834,012.37</b>	<b>3.90</b>	<b>38,841.09</b>	<b>2,350.53</b>		<b>0.7</b>
<b>Operating Cash   TBD%</b>								
Cash   Operating Cash		6/30/2024	56,728.27	100.00	56,728.27	0.07%	NR	1
OPERATINGCASH	56,728.27	3.16	56,728.27	3.16		0.00	NR	0
Cash   Operating Cash		6/30/2024	1,118,885.29	100.00	1,118,885.29	1.46%	NR	1
OPERATINGCASH	1,118,885.29	3.16	1,118,885.29	3.16		0.00	NR	0
Cash   Operating Cash		6/30/2024	2,829.34	100.00	2,829.34	0%	NR	1
OPERATINGCASH	2,829.34	3.16	2,829.34	3.16		0.00	NR	0
Cash   Operating Cash		6/30/2024	4,645,818.32	100.00	4,645,818.32	6.07%	NR	1
OPERATINGCASH	4,645,818.32	3.16	4,645,818.32	3.16		0.00	NR	0
Cash   Operating Cash		6/30/2024	57,327.81	100.00	57,327.81	0.07%	NR	1
OPERATINGCASH	57,327.81	3.16	57,327.81	3.16		0.00	NR	0
Cash   Operating Cash		6/30/2024	-36,589.67	100.00	-36,589.67	-0.05%	NR	1
OPERATINGCASH	-36,589.67	3.16	-36,589.67	3.16		0.00	NR	0
Cash   Operating Cash		6/30/2024	884,033.53	100.00	884,033.53	1.16%	NR	1
OPERATINGCASH	884,033.53	3.16	884,033.53	3.16		0.00	NR	0
Cash   Operating Cash		6/30/2024	560,588.94	100.00	560,588.94	0.73%	NR	1
OPERATINGCASH	560,588.94	3.16	560,588.94	3.16		0.00	NR	0
Cash   Operating Cash		6/30/2024	55,237.97	100.00	55,237.97	0.07%	NR	1
OPERATINGCASH	55,237.97	3.16	55,237.97	3.16		0.00	NR	0
Cash   Operating Cash		6/30/2024	860,654.77	100.00	860,654.77	1.12%	NR	1
OPERATINGCASH	860,654.77	3.16	860,654.77	3.16		0.00	NR	0
Cash   Operating Cash		6/30/2024	16,166.55	100.00	16,166.55	0.02%	NR	1
OPERATINGCASH	16,166.55	3.16	16,166.55	3.16		0.00	NR	0



## City of Colleyville | TX Portfolio Holdings by Asset Category Investment Policy Compliance

Date: 3/31/2026

Description	Face Amount / Shares	Settlement Date	Cost Value	Market Price	Market Value	% Portfolio	Credit Rating	Days To Call/Maturity
CUSIP		YTM @ Cost	Book Value	YTM @ Market	Accrued Interest	Unre. Gain/Loss	Credit Rating	Duration To Maturity
Cash   Operating Cash		6/30/2024	73,301.05	100.00	73,301.05	0.1%	NR	1
OPERATINGCASH	73,301.05	3.16	73,301.05	3.16		0.00	NR	0
Cash   Operating Cash		6/30/2024	1,194,755.55	100.00	1,194,755.55	1.56%	NR	1
OPERATINGCASH	1,194,755.55	3.16	1,194,755.55	3.16		0.00	NR	0
Cash   Operating Cash		6/30/2024	-3,108,165.46	100.00	-3,108,165.46	-4.06%	NR	1
OPERATINGCASH	-3,108,165.46	3.16	-3,108,165.46	3.16		0.00	NR	0
Cash   Operating Cash		6/30/2024	35,895.26	100.00	35,895.26	0.05%	NR	1
OPERATINGCASH	35,895.26	3.16	35,895.26	3.16		0.00	NR	0
Cash   Operating Cash		6/30/2024	134,888.01	100.00	134,888.01	0.18%	NR	1
OPERATINGCASH	134,888.01	3.16	134,888.01	3.16		0.00	NR	0
Cash   Operating Cash		6/30/2024	10,324.80	100.00	10,324.80	0.01%	NR	1
OPERATINGCASH	10,324.80	3.16	10,324.80	3.16		0.00	NR	0
Cash   Operating Cash		6/30/2024	82,850.53	100.00	82,850.53	0.11%	NR	1
OPERATINGCASH	82,850.53	3.16	82,850.53	3.16		0.00	NR	0
Cash   Operating Cash		6/30/2024	167,808.26	100.00	167,808.26	0.22%	NR	1
OPERATINGCASH	167,808.26	3.16	167,808.26	3.16		0.00	NR	0
Cash   Operating Cash		6/30/2024	681,290.19	100.00	681,290.19	0.89%	NR	1
OPERATINGCASH	681,290.19	3.16	681,290.19	3.16		0.00	NR	0
Cash   Operating Cash		6/30/2024	1,787,820.63	100.00	1,787,820.63	2.34%	NR	1
OPERATINGCASH	1,787,820.63	3.16	1,787,820.63	3.16		0.00	NR	0
Cash   Operating Cash		6/30/2024	150,063.88	100.00	150,063.88	0.2%	NR	1
OPERATINGCASH	150,063.88	3.16	150,063.88	3.16		0.00	NR	0
Cash   Operating Cash		6/30/2024	2,103,815.61	100.00	2,103,815.61	2.75%	NR	1
OPERATINGCASH	2,103,815.61	3.16	2,103,815.61	3.16		0.00	NR	0



## City of Colleyville | TX Portfolio Holdings by Asset Category Investment Policy Compliance

Date: 3/31/2026

Description	Face Amount / Shares	Settlement Date	Cost Value	Market Price	Market Value	% Portfolio	Credit Rating	Days To Call/Maturity
CUSIP		YTM @ Cost	Book Value	YTM @ Market	Accrued Interest	Unre. Gain/Loss	Credit Rating	Duration To Maturity
Cash   Operating Cash		6/30/2024	46,717.23	100.00	46,717.23	0.06%	NR	1
OPERATINGCASH	46,717.23	3.16	46,717.23	3.16		0.00	NR	0
Cash   Operating Cash		6/30/2024	12,178.97	100.00	12,178.97	0.02%	NR	1
OPERATINGCASH	12,178.97	3.16	12,178.97	3.16		0.00	NR	0
Cash   Operating Cash		6/30/2024	36,117.42	100.00	36,117.42	0.05%	NR	1
OPERATINGCASH	36,117.42	3.16	36,117.42	3.16		0.00	NR	0
Cash   Operating Cash		6/30/2025	37,365.81	100.00	37,365.81	0.05%	NR	1
OPERATINGCASH	37,365.81	3.16	37,365.81	3.16		0.00	NR	0
CASH CEDC Cash		6/30/2024	1,600,089.87	100.00	1,600,089.87	2.09%	NR	1
CEDCCASH	1,600,089.87	3.16	1,600,089.87	3.16		0.00	NR	0
Multi-Bank Securities MM		6/30/2024	271,505.26	100.00	271,505.26	0.35%	NR	1
MBS8852	271,505.26	0.05	271,505.26	0.05		0.00	NR	0
<b>Sub Total Operating Cash   TBD%</b>	<b>13,540,303.99</b>	<b>3.10</b>	<b>13,540,303.99</b>	<b>3.10</b>	<b>13,540,303.99</b>	<b>17.69%</b>	<b>0.00</b>	<b>0</b>
<b>TX LGIP   75%</b>								
Texas CLASS LGIP		6/30/2024	2,759,245.03	100.00	2,759,245.03	3.61%	NR	1
TEXASCLASS4001	2,759,245.03	3.54	2,759,245.03	3.54		0.00	NR	0
Texas CLASS LGIP		6/30/2024	5,289,075.40	100.00	5,289,075.40	6.91%	NR	1
TEXASCLASS4001	5,289,075.40	3.54	5,289,075.40	3.54		0.00	NR	0
Texas CLASS LGIP		6/30/2024	2,196,729.06	100.00	2,196,729.06	2.87%	NR	1
TEXASCLASS4001	2,196,729.06	3.54	2,196,729.06	3.54		0.00	NR	0
TexasStar LGIP		6/30/2024	1,762,578.14	100.00	1,762,578.14	2.3%	NR	1
TEXSTAR1110	1,762,578.14	3.65	1,762,578.14	3.65		0.00	NR	0
TexasStar LGIP		6/30/2024	1,207,989.50	100.00	1,207,989.50	1.58%	NR	1
TEXSTAR1110	1,207,989.50	3.65	1,207,989.50	3.65		0.00	NR	0



## City of Colleyville | TX Portfolio Holdings by Asset Category Investment Policy Compliance

Date: 3/31/2026

Description	Face Amount / Shares	Settlement Date	Cost Value	Market Price	Market Value	% Portfolio	Credit Rating	Days To Call/Maturity
CUSIP		YTM @ Cost	Book Value	YTM @ Market	Accrued Interest	Unre. Gain/Loss	Credit Rating	Duration To Maturity
TexasStar LGIP		6/30/2024	1,165,930.57	100.00	1,165,930.57	1.52%	NR	1
TEXSTAR1110	1,165,930.57	3.65	1,165,930.57	3.65		0.00	NR	0
TexasStar LGIP		6/30/2024	843,361.96	100.00	843,361.96	1.1%	NR	1
TEXSTAR1110	843,361.96	3.65	843,361.96	3.65		0.00	NR	0
TexasStar LGIP		6/30/2024	584,971.01	100.00	584,971.01	0.76%	NR	1
TEXSTAR1110	584,971.01	3.65	584,971.01	3.65		0.00	NR	0
TexasStar LGIP		6/30/2024	284,037.36	100.00	284,037.36	0.37%	NR	1
TEXSTAR1110	284,037.36	3.65	284,037.36	3.65		0.00	NR	0
TexasStar LGIP		6/30/2024	10,862.09	100.00	10,862.09	0.01%	NR	1
TEXSTAR1110	10,862.09	3.65	10,862.09	3.65		0.00	NR	0
TexasStar LGIP		6/30/2024	8,174,739.57	100.00	8,174,739.57	10.68%	NR	1
TEXSTAR1110	8,174,739.57	3.65	8,174,739.57	3.65		0.00	NR	0
TexasStar LGIP		6/30/2024	299,885.82	100.00	299,885.82	0.39%	NR	1
TEXSTAR1110	299,885.82	3.65	299,885.82	3.65		0.00	NR	0
TexasStar LGIP		9/23/2025	102,618.67	100.00	102,618.67	0.13%	NR	1
TEXSTAR1110	102,618.67	3.65	102,618.67	3.65		0.00	NR	0
TexPool LGIP		6/30/2024	796,684.13	100.00	796,684.13	1.04%	NR	1
TEXPOOL0001	796,684.13	3.67	796,684.13	3.67		0.00	NR	0
TexPool LGIP		6/30/2024	447,801.17	100.00	447,801.17	0.59%	NR	1
TEXPOOL0001	447,801.17	3.67	447,801.17	3.67		0.00	NR	0
TexPool LGIP		6/30/2024	5,240,035.87	100.00	5,240,035.87	6.85%	NR	1
TEXPOOL0001	5,240,035.87	3.67	5,240,035.87	3.67		0.00	NR	0
TexPool LGIP		6/30/2024	599,372.41	100.00	599,372.41	0.78%	NR	1
TEXPOOL0001	599,372.41	3.67	599,372.41	3.67		0.00	NR	0



## City of Colleyville | TX Portfolio Holdings by Asset Category Investment Policy Compliance

Date: 3/31/2026

Description	Face Amount / Shares	Settlement Date	Cost Value	Market Price	Market Value	% Portfolio	Credit Rating	Days To Call/Maturity
CUSIP		YTM @ Cost	Book Value	YTM @ Market	Accrued Interest	Unre. Gain/Loss	Credit Rating	Duration To Maturity
TexPool LGIP		6/30/2024	11,491.09	100.00	11,491.09	0.02%	NR	1
TEXPOOL0001	11,491.09	3.67	11,491.09	3.67		0.00	NR	0
TexPool LGIP		6/30/2024	3,994,415.12	100.00	3,994,415.12	5.22%	NR	1
TEXPOOL0001	3,994,415.12	3.67	3,994,415.12	3.67		0.00	NR	0
TexPool LGIP		6/30/2024	2,331,559.55	100.00	2,331,559.55	3.05%	NR	1
TEXPOOL0001	2,331,559.55	3.67	2,331,559.55	3.67		0.00	NR	0
TexPool LGIP		6/30/2024	5,173,962.70	100.00	5,173,962.70	6.76%	NR	1
TEXPOOL0001	5,173,962.70	3.67	5,173,962.70	3.67		0.00	NR	0
TexPool LGIP		6/30/2024	987,150.12	100.00	987,150.12	1.29%	NR	1
TEXPOOL0001	987,150.12	3.67	987,150.12	3.67		0.00	NR	0
TexPool LGIP		6/30/2024	76,808.51	100.00	76,808.51	0.1%	NR	1
TEXPOOL0001	76,808.51	3.67	76,808.51	3.67		0.00	NR	0
TexPool LGIP		6/30/2024	2,544,503.61	100.00	2,544,503.61	3.32%	NR	1
TEXPOOL0001	2,544,503.61	3.67	2,544,503.61	3.67		0.00	NR	0
TexPool LGIP		6/30/2024	3,120,907.40	100.00	3,120,907.40	4.08%	NR	1
TEXPOOL0001	3,120,907.40	3.67	3,120,907.40	3.67		0.00	NR	0
TexPool LGIP		6/30/2024	211,494.15	100.00	211,494.15	0.28%	NR	1
TEXPOOL0001	211,494.15	3.67	211,494.15	3.67		0.00	NR	0
<b>Sub Total TX LGIP   75%</b>	<b>50,218,210.01</b>	<b>3.64</b>	<b>50,218,210.01</b>	<b>3.64</b>	<b>50,218,210.01</b>	<b>65.61%</b>		<b>1</b>
<b>TX LGIP Commerical Paper   5%</b>								
LOGIC   CEDC LGIP		6/30/2024	547,401.92	100.00	547,401.92	0.72%	NR	1
LOGIC8010	547,401.92	3.79	547,401.92	3.79		0.00	NR	0
LOGIC LGIP		6/30/2024	819,036.97	100.00	819,036.97	1.07%	NR	1
LOGIC4001	819,036.97	3.79	819,036.97	3.79		0.00	NR	0



## City of Colleyville | TX Portfolio Holdings by Asset Category Investment Policy Compliance

Date: 3/31/2026

Description	Face Amount / Shares	Settlement Date	Cost Value	Market Price	Market Value	% Portfolio	Credit Rating	Days To Call/Maturity
CUSIP		YTM @ Cost	Book Value	YTM @ Market	Accrued Interest	Unre. Gain/Loss	Credit Rating	Duration To Maturity
LOGIC LGIP		6/30/2024	40,149.52	100.00	40,149.52	0.05%	NR	1
LOGIC4001	40,149.52	3.79	40,149.52	3.79		0.00	NR	0
LOGIC LGIP		6/30/2024	98,844.98	100.00	98,844.98	0.13%	NR	1
LOGIC4001	98,844.98	3.79	98,844.98	3.79		0.00	NR	0
LOGIC LGIP		6/30/2024	180,734.21	100.00	180,734.21	0.24%	NR	1
LOGIC4001	180,734.21	3.79	180,734.21	3.79		0.00	NR	0
LOGIC LGIP		6/30/2024	225,619.98	100.00	225,619.98	0.29%	NR	1
LOGIC4001	225,619.98	3.79	225,619.98	3.79		0.00	NR	0
LOGIC LGIP		6/30/2024	1,560.63	100.00	1,560.63	0%	NR	1
LOGIC4001	1,560.63	3.79	1,560.63	3.79		0.00	NR	0
LOGIC LGIP		6/30/2024	28,824.69	100.00	28,824.69	0.04%	NR	1
LOGIC4001	28,824.69	3.79	28,824.69	3.79		0.00	NR	0
<b>Sub Total TX LGIP Commerical Paper   5%</b>	<b>1,942,172.90</b>	<b>3.79</b>	<b>1,942,172.90</b>	<b>3.79</b>	<b>1,942,172.90</b>	<b>2.54%</b>		<b>1</b>
						<b>0.00</b>		<b>0</b>
<b>US Agency   75%</b>								
FFCB 3.375 1/13/2027		1/14/2026	1,613,000.00	99.74	1,608,790.07	2.11%	Moodys-Aaa	288
3133ET7H4	1,613,000.00	3.38	1,613,000.00	3.71	11,795.06	-4,209.93	S&P-AA+	0.78
FHLB 1.05 6/30/2026-23		2/26/2025	2,305,680.00	99.34	2,384,064.00	3.11%	Moodys-Aaa	91
3130AMSS2	2,400,000.00	4.08	2,382,656.03	3.72	6,300.00	1,407.97	S&P-AA+	0.25
FHLB 4 3/21/2028-26		3/27/2026	1,000,000.00	99.87	998,680.00	1.31%	Moodys-Aa1	174
3130B9YL8	1,000,000.00	4.00	1,000,000.00	4.07	444.44	-1,320.00	S&P-AA	1.92
<b>Sub Total US Agency   75%</b>	<b>5,013,000.00</b>	<b>3.84</b>	<b>4,995,656.03</b>	<b>3.79</b>	<b>18,539.50</b>	<b>-4,121.96</b>		<b>0.76</b>
			<b>76,453,485.40</b>		<b>76,528,583.87</b>	<b>100.00%</b>		<b>32</b>
<b>TOTAL PORTFOLIO</b>	<b>76,547,686.90</b>	<b>3.59</b>	<b>76,530,355.30</b>	<b>3.58</b>	<b>57,380.59</b>	<b>-1,771.43</b>		<b>0.1</b>

% TBD, pending investment policy clarification