



CITY OF COLLEYVILLE
AUDIT COMMITTEE AGENDA
100 Main Street, Colleyville, Texas, 76034
**City Manager's Conference Room - Third
Floor**

TUESDAY, AUGUST 19, 2025 - 4:30 PM

1. CALL TO ORDER

2. APPROVAL OF MINUTES

June 17, 2025

3. REGULAR AGENDA ITEMS

3a Approval of the City of Colleyville Investment Policy annual review

3b Quarterly investment report as of June 30, 2025

4. ADJOURNMENT

I hereby certify this agenda was posted on City Hall bulletin boards *Wednesday, August 13, 2025*, by 5:00 p.m.

Christine Loven, TRMC
City Secretary

A quorum of any Colleyville board, commission, or committee may be present at this meeting. Any matter on this agenda may be opened for public comment and discussion at the discretion of the governing body.

If you plan to attend this public meeting and have a disability that requires special accommodations, please advise the City Secretary at least 48 hours in advance at 817.503.1130, and reasonable accommodations will be made to assist you.



CITY OF COLLEYVILLE AUDIT COMMITTEE MINUTES

100 Main Street, Colleyville, Texas, 76034
City Manager's Conference Room - Third Floor

TUESDAY, JUNE 17, 2025 – 4:45 P.M.

1. CALL TO ORDER

City Secretary Christine Loven called the meeting to order at 4:45 p.m. and called the roll.

PRESENT: Committee members Brandi Elder, Scotty Richardson, and Mark Alphonso.

ALSO PRESENT: Finance Director Cassie Smith, Accounting Manager Karen Hines, Assistant City Manager Mark Wood, and City Secretary Christine Loven.

2. APPROVAL OF MINUTES

March 4, 2025

The March 4, 2025 minutes were approved as presented.

3. REPORTS

Quarterly investment report as of March 31, 2025

Finance Director Cassie Smith reviewed the quarterly investment report. There was general discussion of balances, rates, and returns.

4. ADJOURNMENT

The meeting was adjourned at 4:55 p.m.

Minutes taken and prepared by:

Christine Loven, TRMC
City Secretary



CITY OF COLLEYVILLE AUDIT COMMITTEE BRIEFING

Agenda Number 3a
Type Regular Agenda Items
Department Finance

Agenda Date 8/19/2025

Number -

Title

Approval of the City of Colleyville Investment Policy annual review

Explanation

The Public Funds Investment Act requires the governing body of a public entity review the investment strategy and adopt a written instrument by resolution stating that it has reviewed the investment policy and investment strategies.

Staff has reviewed the attached Investment Policy and Strategy document and is not recommending any changes.

Attachments

1. City of Colleyville Investment Policy-2025

CITY OF COLLEYVILLE INVESTMENT POLICY AND STRATEGY
Reviewed August 12, 2025

FORMAL ADOPTION

This Investment Policy is authorized by the City Council of the City of Colleyville (the “City”) in accordance with Chapter 2256, Texas Government Code (the Public Funds Investment Act or “PFIA”), as amended.

SCOPE

This Policy applies to all of the investment activities of the City, excluding the deferred compensation plan, the City’s participation in the Texas Municipal Retirement System, or investments donated to the City for a particular purpose or donated according to terms specified by the donor. Except for cash in certain restricted and special funds, the City will combine cash balances from all funds to maximize investment earnings. This Policy establishes guidelines for those who can invest City funds, for how City funds will be invested, and for when and how a periodic review of investments will be made. The Investment Policy is divided into two sections: General Investment Policy and Investment Strategy.

GENERAL INVESTMENT POLICY

The following are general requirements of the City Investment Policy. The general requirements address issues and requirements common to all funds separately invested by the City. Following the general requirements are specific requirements that relate to either specific fund types or funds managed by the City.

INVESTMENT OBJECTIVES

The City investment objectives are as follows:

- 1) To preserve capital; the most important investment objective.
- 2) To provide liquidity.
- 3) To optimize earnings within the constraints of Numbers 1 and 2 above.

TO PRESERVE CAPITAL

- 1) To preserve capital, the City will only invest in the following:
 - a. Time Deposits, Certificates of Deposit, and other interest bearing accounts at an authorized depository of the City. Investments are limited by the amount of the combination of federal depository insurance, pledged collateral and any surety bond or letter of credit of the depository.

Deposits issued:

- i. by a depository institution that has its main office or a branch office in this state that are:
 1. Guaranteed or insured by the Federal Deposit Insurance Corporation, or its successor; or
 2. Secured in compliance with COLLATERAL; or
 3. Secured in any other manner and amount provided by law for deposits of the investing entity.

CITY OF COLLEYVILLE INVESTMENT POLICY AND STRATEGY (CONTINUED)
Reviewed August 12, 2025

- ii. In addition to the authority to invest funds in deposits under Section 1 a., an investment in deposits made in accordance with the following conditions is an authorized investment:
 - 1. The funds are invested through a depository institution or broker that has its main office or a branch office in the state of Texas. Additionally, a broker is required to be selected from a list of approved broker dealers adopted by the City;
 - 2. The depository institution or broker arranges for the deposit of the funds in certificates of deposit in one or more federally insured depository institutions, wherever located, for the account of the City;
 - 3. The full amount of the principal and accrued interest of each of the certificates of deposit is insured by the United States or an instrumentality of the United States; and
 - 4. If appointed by the City, the depository institution or broker may act as custodian for the City with respect to the deposits issued for the account of the City.

The investment in Certificates of Deposit is limited to seventy-five percent (75%) of the Portfolio

- b. Direct obligations of the United States including Treasury Bills, Treasury Notes, Treasury Bonds, Treasury Strips, and instruments guaranteed by the Full Faith and Credit of the United States; for reporting purposes, these securities will be defined as Government Securities.
- c. Obligations of agencies and instrumentalities of the United States. For reporting purposes, the investment in agency and instrumentality securities will be categorized as Agency Securities. The investment in agencies and instrumentalities is limited to seventy-five percent (75%) of the Portfolio. Investments in agencies or instrumentalities will be diversified among the agencies and instrumentalities.
- d. A Texas local government investment pool, as authorized by PFIA, which is continuously rated AAA. Participation in any pool must be authorized by resolution of the City Council. Pools investing in commercial paper are permissible up to five percent (5%) of total pool investments. The investment in pools is limited to seventy-five percent (75%) of the Portfolio. Investments in pools will be diversified among the City's authorized pools.
- e. A no-load money market mutual fund that is continuously rated AAA or AAAM by at least one nationally recognized rating agency; is regulated by the Securities and Exchange Commission; complies with the requirements of a money market mutual fund; and includes in its investment objectives the maintenance of a stable net asset value of \$1.0000 per share. The investment in money market mutual funds is limited to ten percent (10%) of the Portfolio.
- f. Obligations of states, agencies, counties, cities, and other political subdivisions of any state rated AA- or above or its equivalent by a nationally recognized rating agency. Total investment in these securities would be limited to ten percent (10%) of the portfolio.
- g. Bond proceeds may be invested in fully collateralized flexible repurchase agreements ("flex repos"), or similar structured investment, with a defined maturity date not to exceed the final scheduled construction expenditure date. Flexible repurchase agreements must only be entered into with a primary government securities dealer as defined by the Federal Reserve or a financial institution doing business in the State of Texas. They must be secured by a combination of cash and obligations of the United States or its agencies and instrumentalities, which are pledged to the City and deposited with a third party custodian approved by the City. The collateralization percentage shall be maintained at or above one hundred two percent (102%) of the outstanding flex repo balance along with any interest accrued but not yet paid. All repurchase agreement transactions shall be governed by a signed repurchase agreement, which requires that the securities being purchased by the City or cash held by the City to be pledged to the City, held in an account in the City's name and deposited at the time the investment is made with the City or with a third party selected and approved by the City.

CITY OF COLLEYVILLE INVESTMENT POLICY AND STRATEGY (CONTINUED)
Reviewed August 12, 2025

- 2) To preserve capital, the City will not employ any investment strategy that is inherently risky.
 - a. The City will not borrow funds using investment securities as collateral and reinvest the proceeds in other investment securities. Approved no-load money market mutual funds in 1(g) above are allowed to use Reverse Repurchase Agreements.
 - b. The City will not take a position in a security for speculation or only for anticipated capital appreciation.
 - c. While a designated Investment Officer will be empowered to buy and sell securities on behalf of the City, the City will use a buy and hold strategy for most investments.
 - d. The City will diversify investments.
- 3) To preserve capital, the City will not invest in any securities that are inherently risky:
 - a. Obligations whose payment represents the coupon payments on the outstanding principal balance of the underlying mortgage-backed security collateral and pays no principal.
 - b. Obligations whose payment represents the principal stream of cash flow from underlying mortgage-backed security collateral and bears no interest.
 - c. Obligations the interest rate of which is determined by an index that adjusts opposite to the changes in a market index.
 - d. Collateralized mortgage obligations that have a stated final maturity date of greater than 10 years.
 - e. Any other obligations similar to items 3(a) through 3(d) above where small changes in market interest rates can produce potentially large changes in the value of a security or substantially extend the life of the security.

TO PROVIDE LIQUIDITY

- 1) The Investment Portfolio will remain sufficiently liquid to meet the cash flow requirements that might be reasonably anticipated. Liquidity shall be achieved by matching investment maturities with forecasted cash flow requirements; investing in securities with active secondary markets; maintaining appropriate Portfolio diversification; and investing with overnight liquidity. Since projected cash flows are estimates, it is the stated goal to invest in a manner that provides excess funds for reinvestment and additional liquidity each month.
- 2) In conjunction with (1) above, the City will ladder investment maturities. That is, the Portfolio will be structured so that investments mature all along the yield curve and generally target anticipated outflows. However, it will not be necessary to completely cover all outflows for a month before investing further out on the yield curve. By not fully investing every month, the City will be better able to utilize all investment options (especially more short-term securities) available in the Investment Policy. With the laddered Portfolio structure, there would be a steady stream of funds to the Portfolio and high quality short-term securities available if securities needed to be sold before maturity. In conjunction with the above ladder approach, maturities beyond ninety (90) days will be diversified along the yield curve to avoid a concentration of maturities in one or more months.
- 3) Additional liquidity will be provided through attractive cash equivalent investment options. The combined cash equivalent investment should be a minimum of fifteen percent (15%) of the overall Portfolio.

CITY OF COLLEYVILLE INVESTMENT POLICY AND STRATEGY (CONTINUED)
Reviewed August 12, 2025

TO OPTIMIZE EARNINGS

- 1) Within the constraints of preservation, safety, and liquidity, it is the City's goal to optimize earnings.
- 2) City funds will be deposited daily to optimize funds available for investment.
- 3) Idle cash will be invested until needed to pay obligations.
- 4) The Portfolio will be structured to provide excess funds for reinvestment so that in periods of rising interest rates, funds are available for reinvestment. In periods of falling rates maturities have been laddered to lock in higher returns.

PORTFOLIO COMPOSITION

All investments purchased on behalf of the City will have a maturity date that does not exceed five (5) years. At all times at least 80% of the Portfolio must be in investments with maturities of two years or less. No more than 20% of the Portfolio can be held in maturities ranging from two to five years. The maximum dollar weighted average maturity of the Portfolio cannot exceed one year. Individual fund-types may have more restrictive parameters.

DESIGNATED INVESTMENT OFFICER

The Finance Director and the Accounting Manager are the designated Investment Officers. After the investment transaction is completed, an authorization of investment form will be executed for all City investments. The Finance Director or the Accounting Manager must sign the form approving investments. Also, the City Manager or an Assistant City Manager must co-sign the form acknowledging the investments.

INVESTMENT COMMITTEE

The Investment Officers of the City along with one other member of the management team will be members of the Investment Committee. The role of the committee will be to review and monitor quarterly reports, make recommendations on changes in the Investment Policy, approve training sources, and approve brokers/dealers.

AUDIT COMMITTEE

The quarterly investment report and any changes in the Investment Policy will be taken through the Audit Committee before being taken, sent, or presented to the City Council.

PERCENTAGE TESTS

This Policy contains several percentage tests. Because of daily changes in cash, the Portfolio can be in compliance one day and not in compliance the next day. The Portfolio limits should be adhered to as investments are purchased; however, investments would not have to be sold to comply with Portfolio limits.

MARKET PRICE VALUATION

Investment reports will include market price valuations of the Portfolio from a third-party pricing agency or through a source independent of the transaction.

CITY OF COLLEYVILLE INVESTMENT POLICY AND STRATEGY (CONTINUED)
Reviewed August 12, 2025

PERFORMANCE STANDARD

The performance standard of the Portfolio will be calculated based on the weighted average yield to maturity.

MONITORING

Not less than quarterly, the Investment Officers or designee will monitor the credit rating for each held investment that has a Public Fund Investment Act required minimum rating. Prudent measures will be taken to liquidate an investment that is downgraded to less than the required minimum rating.

Except as stated above, the City is not required to liquidate investments that were authorized investments at the time of purchase.

SETTLEMENT OF SECURITIES

All settlements of security transactions will be by “delivery versus payment.”

INTERFUND TRANSFERS

From time to time some City funds (for example: General Fund, Drainage Fund, and Utilities Fund) will become over/under invested while the overall Portfolio is compliant with the City’s Investment Policy. Investment transfers can be made to correct funds being over/under invested; however, any transfer would have to be suitable for the fund. Investment transfers will be made between funds at book value plus accrued interest. However, transfers involving tax-exempt bond proceeds shall comply with applicable IRS regulations.

COLLATERAL

- 1) All bank deposits not insured by federal depository insurance will be collateralized in compliance with the Public Funds Collateral Act and this Policy. Any pledged securities held by an independent third party under a custody arrangement must give the City unconditional rights and claims to the collateral. In lieu of the above collateral requirement the depository may provide a surety bond or letter of credit issued by an agency or instrumentality in compliance with the Public Funds Investment Act. Deposits secured with pledged marketable securities shall have a market value equal to or greater than 102% of the principal plus accrued interest of the deposit, less any amount insured by the FDIC. Deposits secured with letters of credit shall have 100% of principal plus anticipated interest of the deposit, less any amount insured by the FDIC.
- 2) The City will accept as collateral any securities eligible under the Public Funds Collateral Act reserving the right to accept or reject any individual securities.
- 3) The City will routinely compare deposit collateral to deposit levels.
- 4) Authorized depositories will be required to sign a depository agreement with the City. The collateralized deposit portion of the agreement shall define the City’s rights to the collateral in case of default, bankruptcy or closing and shall establish a perfected security interest in compliance with Federal and State regulations, including:
 - a. The agreement must be in writing;

CITY OF COLLEYVILLE INVESTMENT POLICY AND STRATEGY (CONTINUED)
Reviewed August 12, 2025

- b. The agreement must be executed by the depository and the City contemporaneously with the acquisition of the asset;
- c. The agreement must be approved by the Board of Directors or designated committee of the depository and a copy of the meeting minutes must be delivered to the City; and
- d. The agreement must be part of the depository's "Official Record" continuously since its execution.

SAFEKEEPING

Securities owned by the City should be held in a manner that the safekeeping method will be categorized as "Least Risk" for Governmental Accounting Standards Board (GASB) purposes:

- 1) All securities will be held by the City's third-party safekeeping agent in an account in the City's name as evidenced by safekeeping receipts of the institution with which the securities are deposited.
- 2) All non-physical securities will be safekept at the Federal Reserve or at the City's third-party safekeeping agent.

COMPETITIVE BIDDING

The City will practice competitive bidding orally, by telephone, electronically, or in any combination of these methods when purchasing an investment to help strengthen the investment process. All investments, other than the placement of funds in local government investment pools, money market accounts, and securities which are deemed to be made at prevailing market rates, will be competitively bid, with at least three bids, and placed with providers offering the best value to the City. The City reserves the right to reject the most financially favorable bid if it is potentially disruptive to its investment strategy.

INTERNAL CONTROLS

The Finance Director is responsible for establishing and maintaining an internal control structure designed to ensure that the assets of the City are protected from loss, theft or misuse. The internal control structure shall be designed to provide reasonable assurance that these objectives are met. The concept of reasonable assurance recognizes that (1) the cost of a control should not exceed the benefits likely to be derived; and (2) the valuation of costs and benefits requires estimates and judgments by management.

The internal controls shall address the following points:

- 1) Avoidance of collusion,
- 2) Separation of transactions authority from accounting and record keeping,
- 3) Third-party safekeeping and custody,
- 4) Clear delegation of authority of subordinate staff members, and
- 5) Written confirmation for transactions for investments and wire transfers.

CITY OF COLLEYVILLE INVESTMENT POLICY AND STRATEGY (CONTINUED)
Reviewed August 12, 2025

STANDARD OF CARE

The standard of care used by the City shall be the “prudent person rule” and shall be applied in the context of managing the overall Portfolio within the applicable legal constraints. The Public Funds Investment Act states:

“Investments shall be made with judgment and care, under prevailing circumstances, that a person of prudence, discretion, and intelligence would exercise in the management of the person’s own affairs, not for speculation, but for investment, considering the probable safety of capital and the probably income to be derived.”

STANDARDS OF ETHICS

All Investment Officers shall file with the Texas Ethics Commission and the City Council a statement disclosing any personal business relationship with an entity seeking to sell investments to the City or any relationship within the second degree by affinity or consanguinity to an individual seeking to sell investments to the City.

REPORTING

Investment performance will be monitored and evaluated by the Investment Officers. The Investment Committee will provide a quarterly comprehensive report signed by all Investment Officers to the Audit Committee and then forward it on to the City Council. This investment report shall be in compliance with the Public Funds Investment Act.

AUDITS

The City, in conjunction with its annual financial audit, shall perform a compliance audit of management controls on investments and adherence to the City’s Investment Policy and strategies. The quarterly investment reports must also be reviewed annually by the independent auditor, as part of the City’s annual audit, and the result of the review shall be reported to the City Council by that auditor.

REVIEW AND AMENDMENT

The City Council shall review and adopt this Policy at least annually. Amendments must be approved by the Investment Committee and adopted by the City Council. Investment Officers will review the Policy for any necessary changes as a result of each Texas Legislative session and include such changes in the annual review and update to the Policy for City Council approval. The timing of amendments and approval of legislative changes to the Policy must align with the required effective dates assigned by the Legislation.

TRAINING

In order to have qualified and capable Investment Officers, officers will attend investment training and receive not less than ten (10) hours of instruction relating to investment responsibilities and that is in compliance with the Public Funds Investment Act within 12 months of taking office or assuming investment duties. After the initial training, Investment Officers are required to take eight (8) hours of training every two years aligned with the City’s fiscal year. The Investment Committee will approve all investment training sources.

CITY OF COLLEYVILLE INVESTMENT POLICY AND STRATEGY (CONTINUED)
Reviewed August 12, 2025

PRUDENT INVESTMENT MANAGEMENT

The designated Investment Officers shall perform their duties in accordance with the adopted Investment Policy and internal procedures. Investment Officers acting in good faith and in accordance with these policies and procedures shall be relieved of personal liability.

PRIMARY DEPOSITORY

In Compliance with Local Government Code, Chapter 105 – Depositories for Municipal Funds, a Primary Depository shall be selected through the City’s banking services procurement process, which shall include a formal request for application (RFA). The selection of a primary depository will be determined by evaluation of the “most advantageous” criteria during the RFA process, and may include the following selection criteria:

- 1) The ability to qualify as a depository for public funds in accordance with state law,
- 2) The ability to provide requested information or financial statements for the periods specified,
- 3) The ability to meet the minimum required items in the banking RFA,
- 4) Complete response to all required items on the RFA form, and
- 5) Competitive net banking service cost, consistent with the ability to provide an appropriate level of service.

BROKER/DEALERS

Investment Broker/Dealers shall adhere to the spirit, philosophy and specific term of the Policy and shall avoid recommending or suggesting transactions outside the “Standard of Care.”

The Investment Committee will perform selection of Broker/Dealers at least annually. The Investment Committee will establish criteria to evaluate Broker/Dealers, including:

- 1) Adherence to the City’s policies and strategies.
- 2) Transaction pricing.
- 3) Responsiveness to request for services, information and open communication.
- 4) Understanding of the inherent fiduciary responsibility of investing public funds.
- 5) Similarity in philosophy and strategy with the City’s investment objectives.

Selected Broker/Dealers shall provide timely transaction confirmations.

The approved Broker/Dealers are authorized to engage in investment transactions with the City and can be revised periodically by the Investment Committee. It may become necessary to revise Broker/Dealers during the year to ensure competition and quality service to the City. Therefore, the Investment Committee can add or subtract Broker/Dealers during the year.

INVESTMENT POLICY CERTIFICATION

All business organizations (local government investment pools and discretionary investment management firms) must sign a certification acknowledging that the organization has received and reviewed the City’s

CITY OF COLLEYVILLE INVESTMENT POLICY AND STRATEGY (CONTINUED)
Reviewed August 12, 2025

Investment Policy and that reasonable procedures and controls have been implemented to preclude investment transactions that are not authorized by the City's Policy and in accordance with the PFIA.

The City shall not transact with a business organization prior to receiving the certification above.

WIRE/ACH PROCEDURES

The City is allowed to initiate wires/ACH through a City authorized depository. The individuals authorized to perform wires/ACH transactions include the Finance Director, the Accounting Manager, the accountant, and the accounting specialist. Transactions may be done as repetitive or non-repetitive transactions. Repetitive wires/ACH can be set up at a City depository bank with approval of two of the authorized individuals. Thereafter, repetitive wires may be completed with approval of one of the authorized individuals. Non-repetitive wires/ACH will require approval from two of the authorized individuals.

INVESTMENT STRATEGY

OPERATING FUND

The operating funds include the General Fund and other Special Revenue Funds of the City. The primary objective in investing available funds is the preservation and safety of principal. All of the allowable investments mentioned in the Investment Policy would be suitable for the operating funds. The investments should be structured so that investments mature to meet cash needs and have excess funds for additional liquidity. In the investment of funds decision, the security with the best return within a three to six month range will be selected with the intention of investing in the other maturities at a later date. This strategy allows the City to take full advantage of the yield curve and all investments securities allowed in the Investment Policy. Short-term securities such as discount notes can be used for shorter maturities, while treasury notes and other agency securities can be used for longer-term maturities. At least some of the purchases will be in U.S. Treasuries or Agency securities, which are both liquid and marketable. Investments in Agency securities should be diversified among different Government Agencies. Investments will be laddered along the yield curve to optimize earnings.

DEBT SERVICE AND DEBT SERVICE RESERVE FUNDS

All Debt Service Reserve funds will be kept in local government investment pools, money market mutual funds/accounts, or certificates of deposits in the unlikely event the funds would be needed for a shortfall in making debt service payments. Debt Service funds will be accumulated in local government investment pools or money market funds/accounts until needed for scheduled debt service payments. The primary objective in investing available funds is the preservation and safety of principal. Yield will be dictated by short-term rates.

PROPRIETARY FUNDS

Proprietary funds include both Enterprise Funds and Internal Service Funds. These funds provide for the operations, capital replacement, and future claims of each functional area. Specifically, the City maintains only two proprietary funds, the Utilities Fund and the Drainage Fund. All of the allowable investment securities would be suitable for the proprietary funds. The primary objective in investing available funds is the preservation and safety of principal. The investments should be structured so that maturities are scheduled to meet cash needs and have excess funds for additional liquidity. In the investment of funds decision, the security with the best return within a three to six month range will be selected with the intention of investing in the other maturities at a later date. This strategy allows the City to take full advantage of the yield curve and all investments securities allowed in the Investment Policy. Short-term securities such as discount notes can be used for shorter maturities, while treasury notes and other agency securities can be

CITY OF COLLEYVILLE INVESTMENT POLICY AND STRATEGY (CONTINUED)
Reviewed August 12, 2025

used for longer-term maturities. Most of the purchases will be in U.S. Treasuries or Agency securities, which are both liquid and marketable. Investments in Agency securities should be diversified among different Government Agencies. Investments will be laddered along the yield curve to optimize earnings.

CAPITAL PROJECT FUNDS

Capital Project funds are used to account for the construction of various City improvements including General Construction and other capital improvement funds. All allowable City investments would be suitable for the capital projects funds. The cash should be invested to correspond to the estimated aggregate cash draws on the various projects. At least some of the purchases will be in U.S. Treasuries and Agency securities, which provide both liquidity and marketability. Investments in Agency securities should be diversified among the various Government Agencies.

TRUST FUNDS

Trust funds will be invested in accordance with provisions of the applicable trust agreement. If there are not specific investment requirements, trust funds will be invested in a similar manner as operating funds. In the investment of funds decision, the security with the best return within a three to six month range will be selected with the intention of investing in the other maturities at a later date. This strategy allows the City to take full advantage of the yield curve and all investments securities allowed in the Investment Policy. Short-term securities such as discount notes can be used for shorter maturities, while treasury notes and other agency securities can be used for longer-term maturities. The primary objective in investing available funds is the preservation and safety of principal.

BOND PROCEEDS

The investment of bond proceeds (excluding reserve and debt service funds) shall generally be limited to the anticipated cash flow requirement or the "temporary period," as defined by Federal tax law. During the temporary period bond proceeds may be invested at an unrestricted yield. After the expiration of the temporary period, bond proceeds subject to yield restriction shall be invested considering the anticipated cash flow requirements of the funds and market conditions to achieve compliance with the applicable regulations. Bond proceeds may be invested in a single flexible repurchase agreement if the Investment Officers determine that such an investment has advantage to comply with Federal arbitrage restrictions or to facilitate arbitrage record keeping and calculation.

A flexible repurchase agreement provides that disbursements are allowed in the amount necessary to satisfy reasonable expenditure requests and the defined termination date of the investment does not exceed the estimated expenditure date of the bond proceeds.

**CITY OF COLLEYVILLE INVESTMENT POLICY AND STRATEGY
APPENDIX 2 – APPROVED TRAINING PROVIDERS**

AGENCIES – Federal agency securities and/or Government-sponsored entities.

BENCHMARK – A comparative base for measuring the performance or risk tolerance of the investment portfolio. A benchmark should represent a close correlation to the level of risk and the average duration of the portfolio's investments.

BROKER – A broker brings buyers and sellers together for a commission.

CERTIFICATE OF DEPOSIT – A time deposit with a specific maturity evidenced by a certificate.

CDAR – A time deposit (certificate of deposit) that breaks up large deposits over the FDIC limit and places them across a network of over 3,000 banks and savings associations across the US.

COLLATERAL – Securities, evidence of deposit, or other property which a borrower pledges to secure repayment of a loan. Also refers to securities pledged by a bank to secure deposits of public monies.

DEALER – A dealer, as opposed to a broker, acts as a principal in all transactions, buying and selling for his own account.

DELIVERY VERSUS PAYMENT – Delivery versus payment is the delivery of a security and there is an exchange of money after the delivery of the security.

DISCOUNT SECURITIES – Non-interest bearing money market instruments that are being issued at a discount and redeemed at maturity for full face value, e.g. Treasury Bills.

DIVERSIFICATION – Dividing instruments among securities offering independent returns.

FEDERAL CREDIT AGENCIES – Agencies of the Federal government set up to supply credit to various classes of institutions and individuals e.g. savings and loans, small business firms, students, farmers, farm cooperatives, and exporters.

FEDERAL DEPOSIT INSURANCE CORPORATION (FDIC) – A federal agency that insures bank deposits, currently up to \$250,000 per deposit.

FEDERAL HOME LOAN BANKS (FHLB) – Government sponsored regional wholesale banks which lend funds and provide correspondent banking services to member commercial banks, thrift institutions, credit unions and insurance companies. The mission of the FHLB is to liquefy the housing related assets of its members who must purchase stock in their district bank.

FEDERAL NATIONAL MORTGAGE ASSOCIATION (FNMA) – FNMA, like GNMA was chartered under the Federal National Mortgage Association Act in 1938. It is a federal corporation and the largest single provider of residential mortgage funds in the United States. FNMA's securities are highly liquid and widely accepted. FNMA assumes and guarantees that all security holders will receive timely payment of principal and interest.

GOVERNMENT NATIONAL MORTGAGE ASSOCIATION (GNMA) – Securities influencing the volume of bank credit guaranteed by GNMA and issued by mortgage bankers, commercial banks, savings and loan associations. Security holder is backed by the full faith and credit of the US Government.

LIQUIDITY – An asset that can be converted quickly and easily to cash.

LOCAL GOVERNMENT INVESTMENT POOL – An investment by local governments in which their money is pooled as a method for managing local funds.

MARKET VALUE – The price at which a security is trading and could presumably be purchased or sold.

**CITY OF COLLEYVILLE INVESTMENT POLICY AND STRATEGY
APPENDIX 2 – APPROVED TRAINING PROVIDERS**

MASTER REPURCHASE AGREEMENT – A written contract that establishes each party's rights in the transactions. A master agreement will specify, among other things, the right of the buyer-lender to liquidate the underlying securities in the event of default by the seller-borrower.

MATURITY – The date upon which the principal or stated value of an investment becomes due and payable.

MUTUAL FUND – An investment company that pools money and can invest in a variety of securities, including fixed-income securities and money market instruments. Mutual funds are regulated by the Investment Company Act of 1940 and must abide by Securities and Exchange disclosure guidelines.

PORTFOLIO – Collection of securities held by an investor.

PRIMARY DEALER – A group of government securities dealers who submit daily reports of market activity and positions and monthly financial statements to the Federal Reserve Bank of New York and are subject to informal oversight.

PRUDENT PERSON RULE – An investment standard outlining fiduciary responsibilities of public funds investors relating to investment practices.

RATE OF RETURN – The yield obtainable on a security based on its purchase price or its current market price.

REPURCHASE AGREEMENT – An agreement of one party to sell securities at a specified price to a second party and a simultaneous agreement of the first party to repurchase the securities at a specified price or at a specified later date.

REVERSE REPURCHASE AGREEMENT – An agreement of one party to sell securities at a specified price to a second party and a simultaneous agreement by the first party to resell the securities at a specified price to the second party on demand or at a specified date.

SAFEKEEPING – Holding of assets (e.g. securities) by a financial institution.

TREASURY BILLS – A non-interest bearing discount security issued by the US Treasury to finance the national debt. Most bills are issued to mature in three months, six months, or one year. The yields on these bills are monitored closely for interest rate trends.

TREASURY BONDS – Long term US government debt securities with maturities of ten to thirty years.

TREASURY NOTES – Intermediate term US government debt securities with maturities of one to ten years.

YIELD – The current rate of return on an investment security generally expressed as a percentage of the securities current price.

**CITY OF COLLEYVILLE INVESTMENT POLICY AND STRATEGY
APPENDIX 2 – APPROVED TRAINING PROVIDERS**

Current Approved Broker Dealers

- 1) Duncan-Williams, Inc.
- 2) Raymond James
- 3) Multi-Bank Securities, Inc. (MBS)
- 4) Wells Fargo

**CITY OF COLLEYVILLE INVESTMENT POLICY AND STRATEGY
APPENDIX 2 – APPROVED TRAINING PROVIDERS**

Current Approved Training Providers

- 1) North Central Texas Council of Governments (NCTCOG)
- 2) Government Treasurers' Organization of Texas (GTOT)
- 3) Government Finance Officers Association of Texas (GFOAT)
- 4) Texas Municipal League (TML)
- 5) University of North Texas Center for Professional Development (UNT)



CITY OF COLLEYVILLE AUDIT COMMITTEE BRIEFING

Agenda Number 3b
Type Regular Agenda Items
Department Finance

Agenda Date 8/19/2025

Number -

Title

Quarterly investment report as of June 30, 2025

Explanation

Finance Director Cassie Smith will present the Quarterly Investment Report.

Attachments

1. Quarterly Investment Report Presentation
2. Quarterly Investment Report - June 2025

Quarterly Investment Report

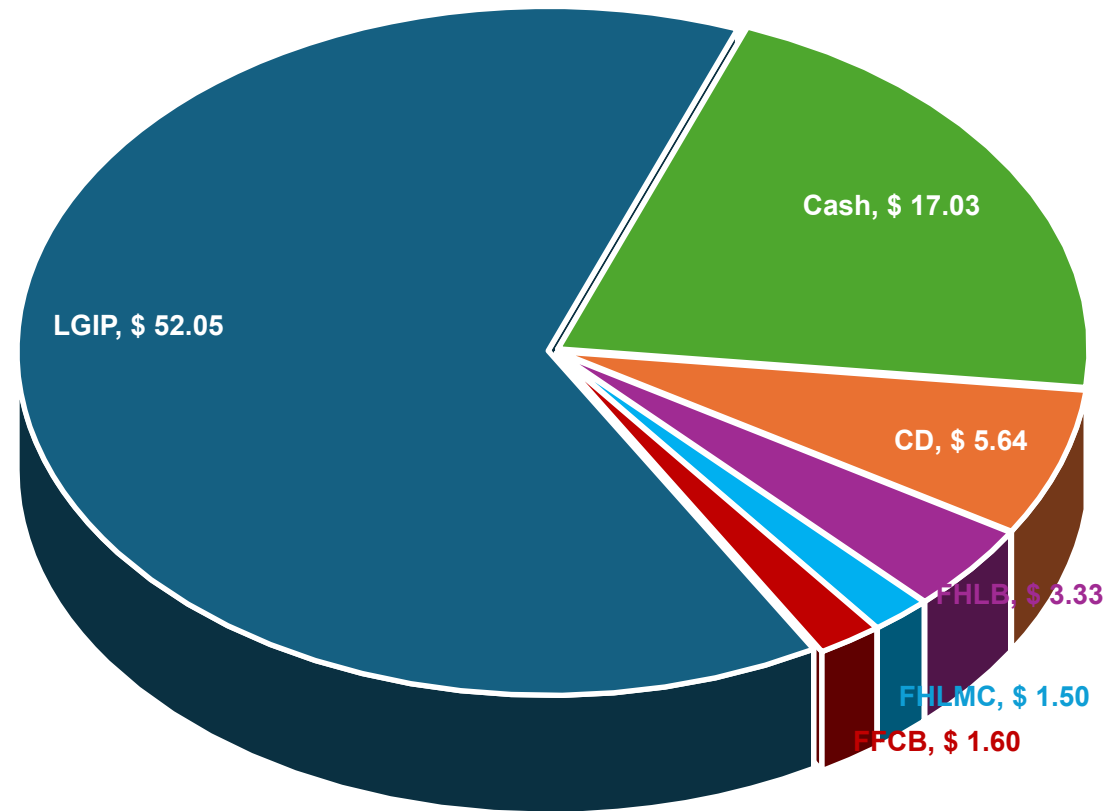
June 30, 2025

Audit Committee
August 19, 2025

Portfolio Composition



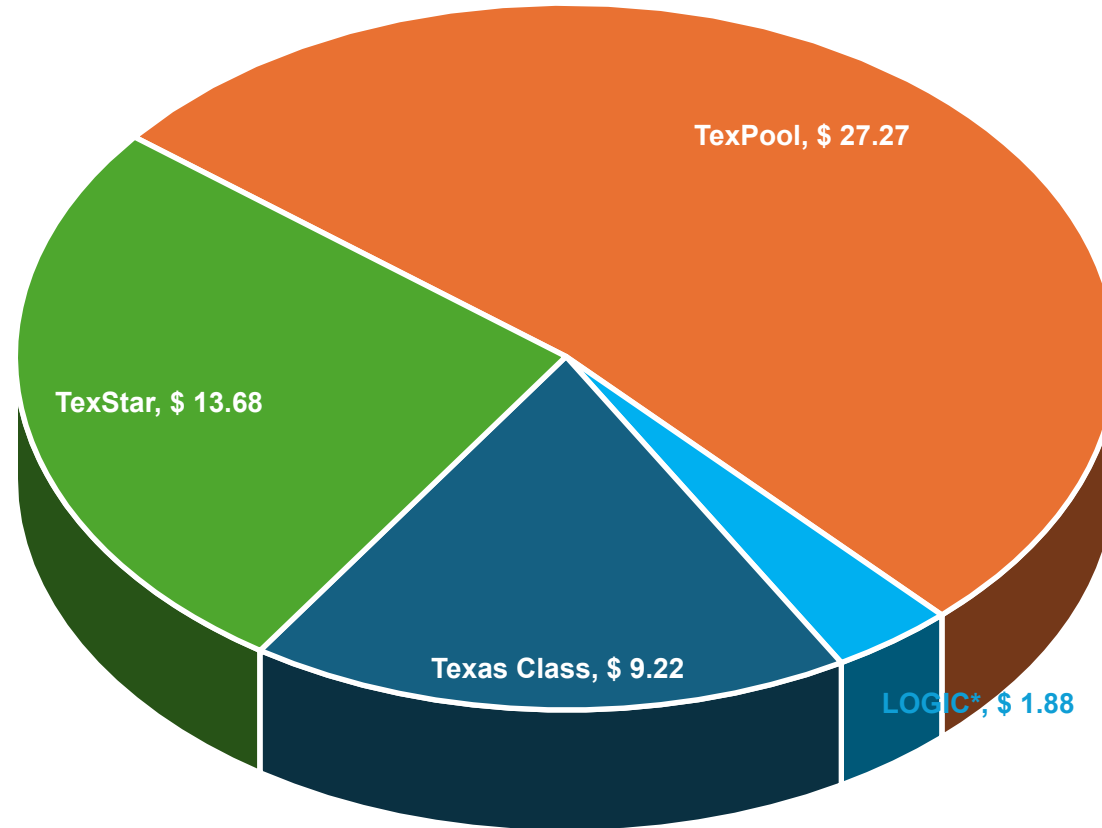
Total Value:
\$17.0 Cash
64.1 Investments
\$81.1 Million



Legend:

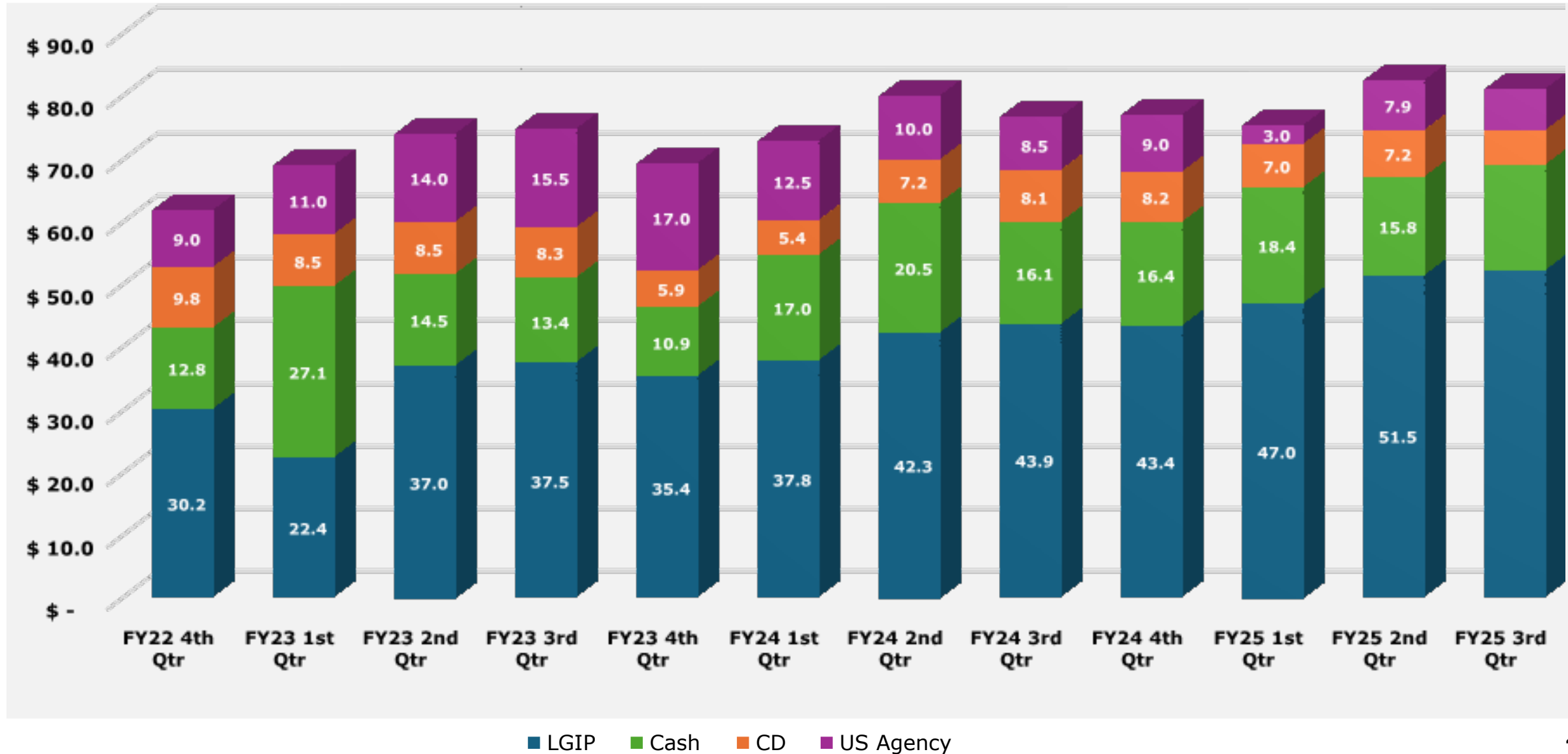
- LGIP – Local Government Investment Pool
- CD – Certificate of Deposit
- FHLB – Federal Home Loan Bank
- FHLMC – Federal Home Loan Mortgage Corporation

Local Government Investment Pools (LGIP)



*- Logic is the only approved pool that invests in commercial paper, limited per policy to 5% of total LGIP investment

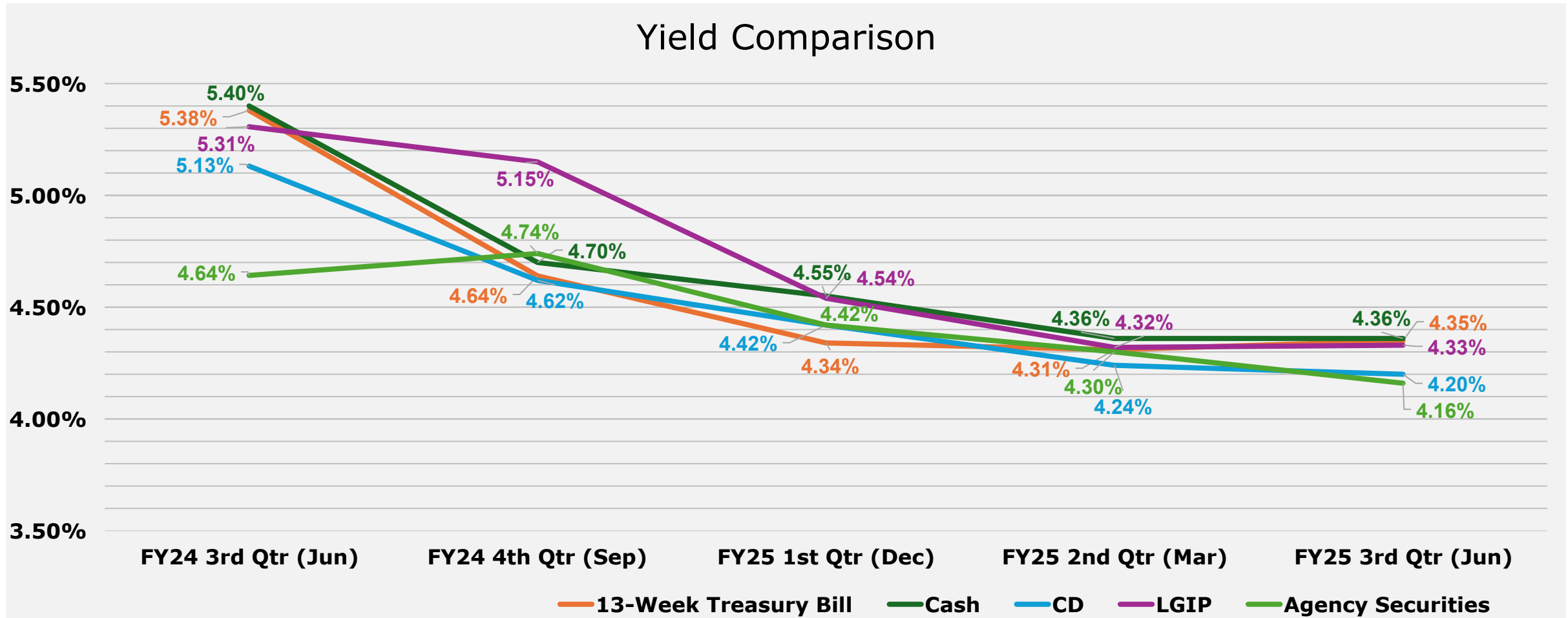
Portfolio Composition Comparison



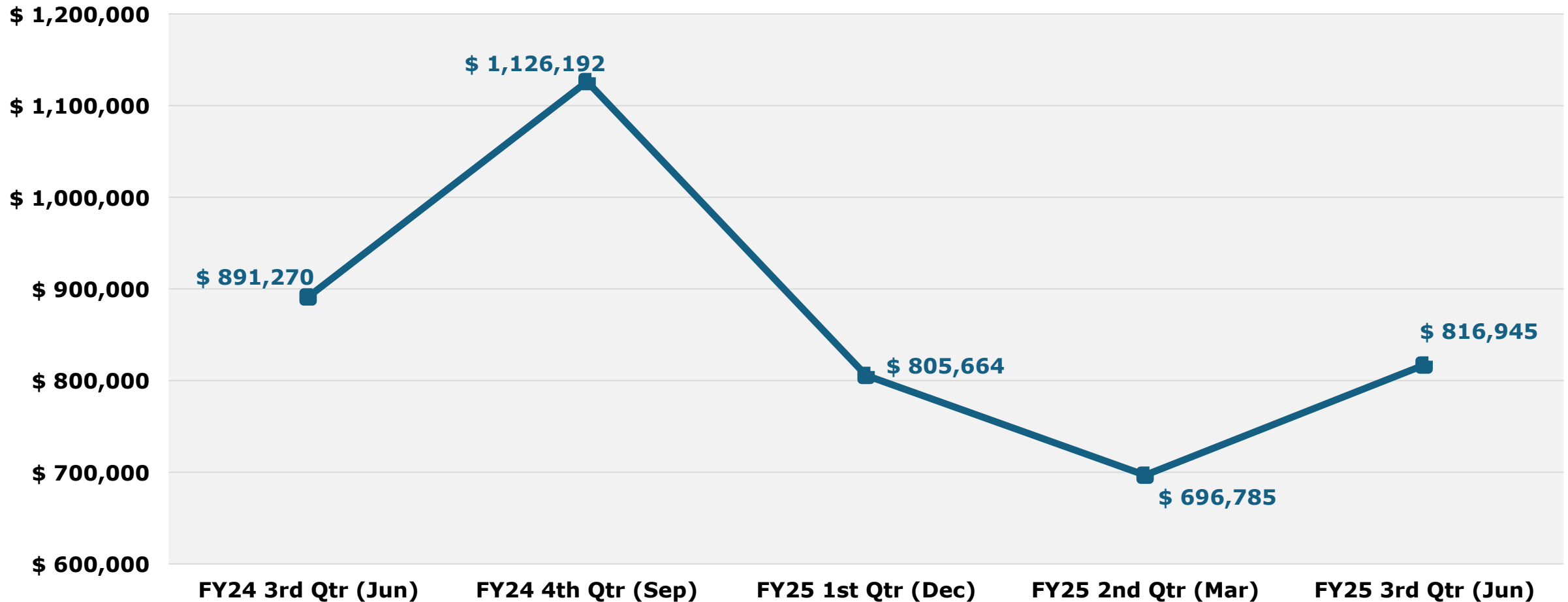
Portfolio Performance



Weighted Average Maturity: 2.0 months
 Weighted Average Yield: 4.28%



Investment Interest Earnings Comparison



Questions & Discussion






City of Colleyville | Texas
MONTHLY INVESTMENT REPORT
 June 30, 2025

Compliance | The City of Colleyville was in compliance with its investment policy and the Public Funds Investment Act. Specifically, the City only purchases securities from brokers who have reviewed the investment policy and signed a statement agreeing to comply with it. The maturity dates of the City's investments will meet the anticipated cash flow needs of the City.

Asset Category	Face Amount/Shares	Market Value	Book Value	% of Portfolio	YTM @ Cost	Days To Maturity
CD Bank 100%	760,608.52	760,608.52	760,608.52	0.94	4.14	71
CD Negotiable (Brokered) 100%	4,872,000.00	4,874,613.07	4,872,101.57	6.00	4.20	372
Operating Cash TBD%	17,032,191.59	17,032,191.59	17,032,191.59	20.99	4.36	1
TX LGIP 75%	50,169,629.12	50,169,629.12	50,169,629.12	61.82	4.28	1
TX LGIP Commerical Paper 5%	1,883,413.92	1,883,413.92	1,883,413.92	2.32	4.41	1
US Agency 75%	6,513,000.00	6,435,566.99	6,438,227.63	7.93	4.16	384
Total / Average	81,230,843.15	81,156,023.21	81,156,172.35	100.00	4.28	54



 Mark Wood, Assistant City Manager

8-11-25

 Date



 Cassie Smith, Finance Director

08/06/2025

 Date



 Karen Hines, Accounting Manager

08/06/2025

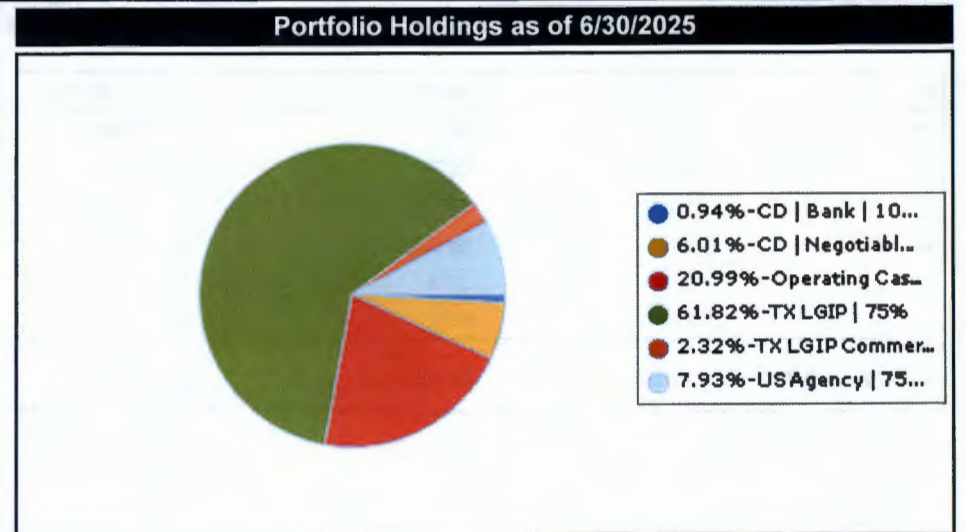
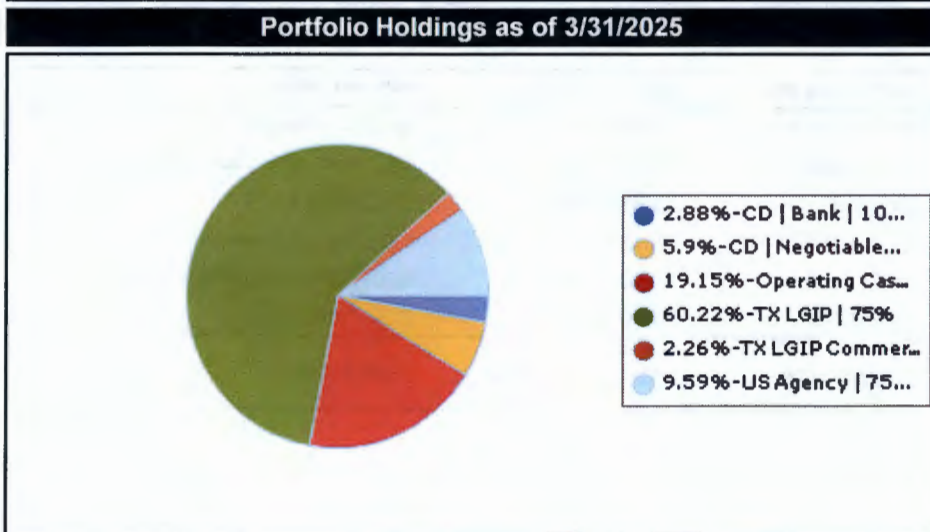
 Date



City of Colleyville | TX Distribution by Asset Category - Market Value Investment Policy Compliance

Begin Date: 3/31/2025, End Date: 6/30/2025

Asset Category Allocation				
Asset Category	Market Value 3/31/2025	% of Portfolio 3/31/2025	Market Value 6/30/2025	% of Portfolio 6/30/2025
CD Bank 100%	2,375,923.60	2.88	760,608.52	0.94
CD Negotiable (Brokered) 100%	4,863,188.88	5.90	4,874,613.07	6.01
Operating Cash TBD%	15,786,235.27	19.15	17,032,191.59	20.99
TX LGIP 75%	49,636,112.54	60.22	50,169,629.12	61.82
TX LGIP Commerical Paper 5%	1,862,774.62	2.26	1,883,413.92	2.32
US Agency 75%	7,900,660.66	9.59	6,435,566.99	7.93
Total / Average	82,424,895.57	100.00	81,156,023.21	100.00



% TBD, pending investment policy clarification



City of Colleyville | TX

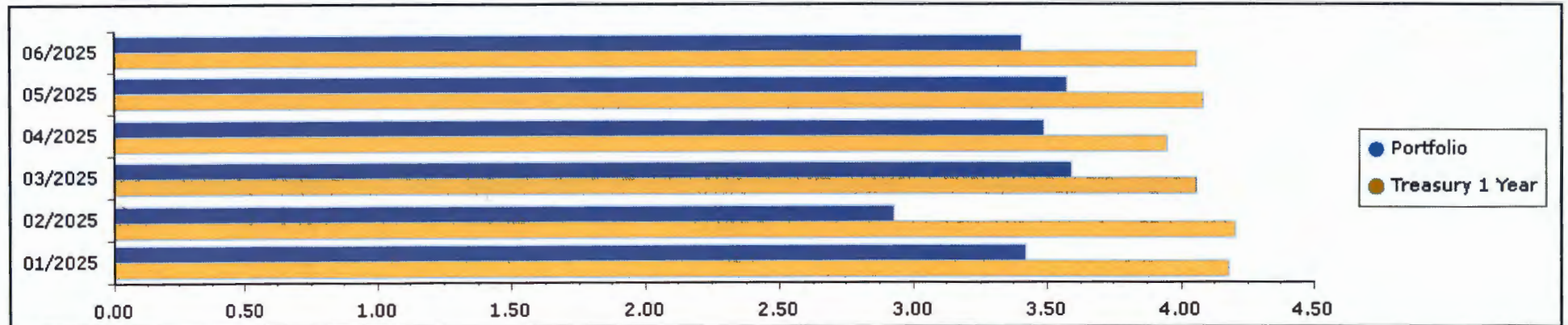
Total Rate of Return - Book Value by Month

All Portfolios

Begin Date: 1/31/2025, End Date: 6/30/2025

Month	Beginning BV + Accrued Interest	Interest Earned During Period-BV	Realized Gain/Loss-BV	Investment Income-BV	Average Capital Base-BV	TRR-BV	Annualized TRR-BV	Treasury 1 Year
1/31/2025	75,428,327.88	211,928.55	0.00	211,928.55	75,482,211.85	0.28	3.42	4.18
2/28/2025	81,172,643.50	200,716.47	0.00	200,716.47	83,396,549.38	0.24	2.93	4.20
3/31/2025	83,751,828.11	245,930.31	0.00	245,930.31	83,561,537.02	0.29	3.59	4.06
4/30/2025	82,558,641.28	235,301.52	0.00	235,301.52	82,239,759.97	0.29	3.49	3.95
5/31/2025	82,218,832.80	236,254.25	0.00	236,254.25	80,796,981.66	0.29	3.57	4.08
6/30/2025	79,797,160.84	223,438.39	0.00	223,438.39	79,988,037.44	0.28	3.40	4.06
Total/Average	75,428,327.88	1,353,569.49	0.00	1,353,569.49	80,406,903.62	1.68	3.40	4.09

Annualized TRR-BV



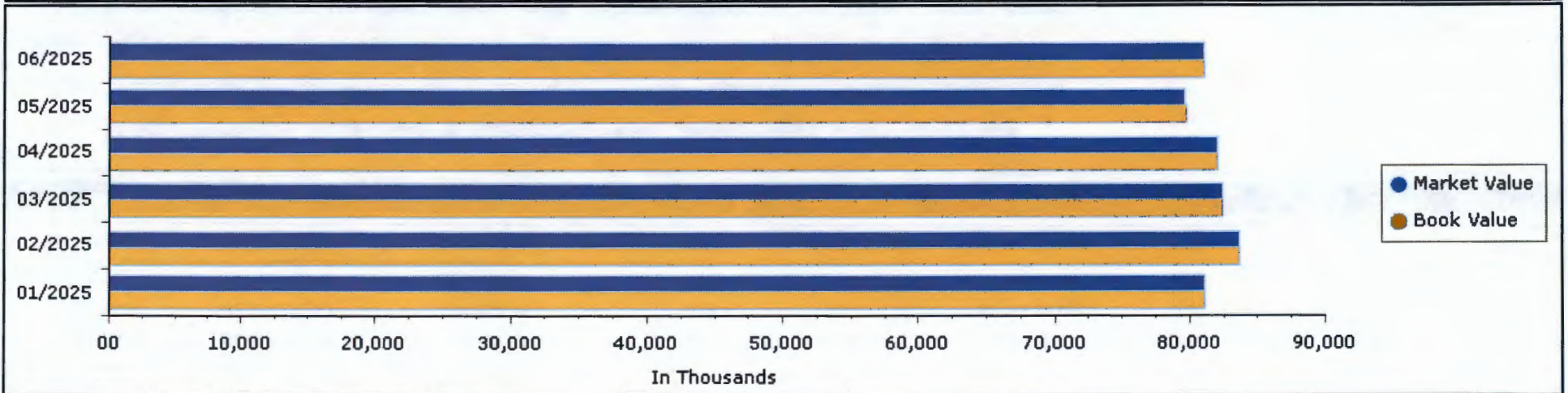


City of Colleyville | TX Portfolio Summary by Month All Portfolios

Begin Date: 1/31/2025, End Date: 6/30/2025

Month	Market Value	Book Value	Unrealized Gain/Loss	YTM @ Cost	YTM @ Market	Duration	Days To Maturity
1/31/2025	81,077,223.24	81,080,662.93	-3,439.69	4.41	4.40	0.08	29
2/28/2025	83,635,909.10	83,642,159.09	-6,249.99	4.34	4.34	0.19	71
3/31/2025	82,424,895.57	82,422,792.12	2,103.45	4.33	4.31	0.18	68
4/30/2025	82,128,068.89	82,117,544.60	10,524.29	4.31	4.29	0.18	67
5/31/2025	79,724,096.12	79,734,324.00	-10,227.88	4.27	4.28	0.15	58
6/30/2025	81,156,023.21	81,156,172.35	-149.14	4.28	4.28	0.14	55
Total / Average	81,691,036.02	81,692,275.85	-1,239.83	4.32	4.32	0.15	58

Market Value / Book Value Comparison





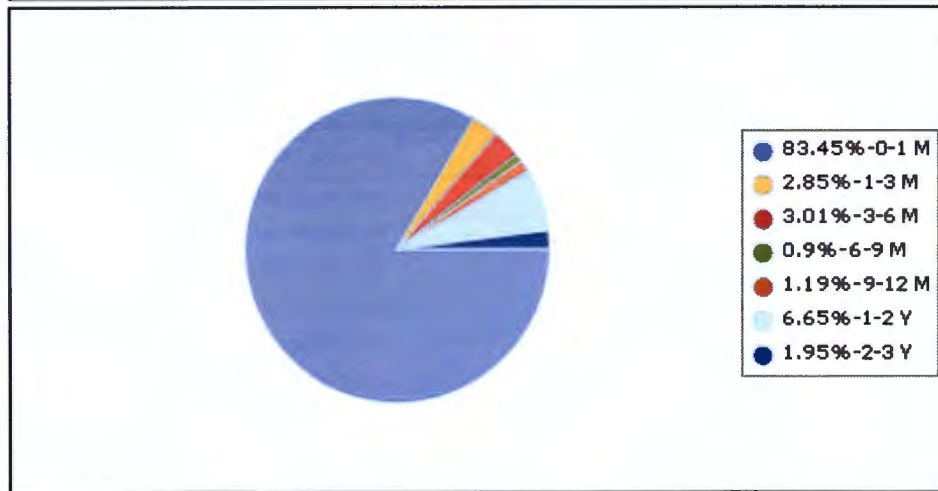
City of Colleyville | TX Distribution by Maturity Range - Market Value All Portfolios

Begin Date: 3/31/2025, End Date: 6/30/2025

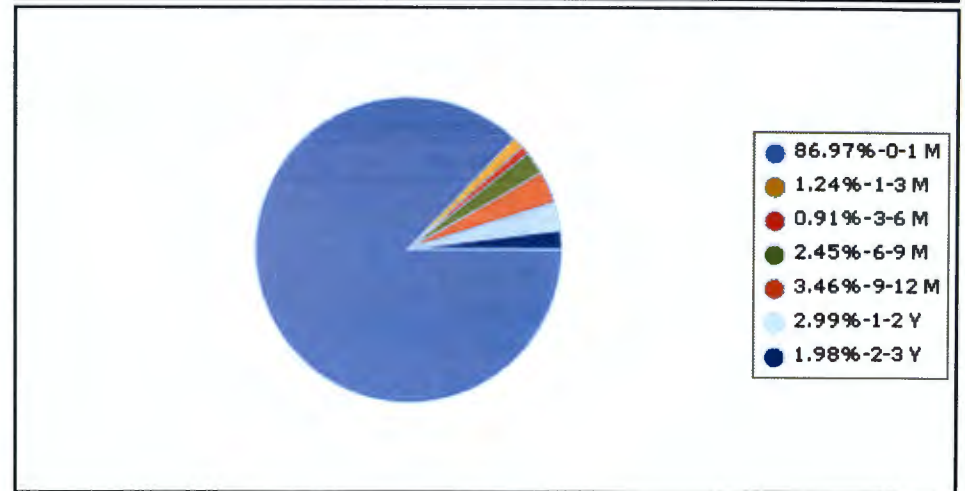
Maturity Range Allocation

Maturity Range	Market Value 3/31/2025	% of Portfolio 3/31/2025	Market Value 6/30/2025	% of Portfolio 6/30/2025
0-1 Month	68,785,791.94	83.45	70,581,964.63	86.97
1-3 Months	2,345,807.96	2.85	1,009,511.41	1.24
3-6 Months	2,484,070.85	3.01	741,214.08	0.91
6-9 Months	742,201.44	0.90	1,984,548.57	2.45
9-12 Months	980,564.63	1.19	2,806,049.88	3.46
1-2 Years	5,480,636.60	6.65	2,427,880.29	2.99
2-3 Years	1,605,822.15	1.95	1,604,854.35	1.98
Total / Average	82,424,895.57	100.00	81,156,023.21	100.00

Portfolio Holdings as of 3/31/2025



Portfolio Holdings as of 6/30/2025





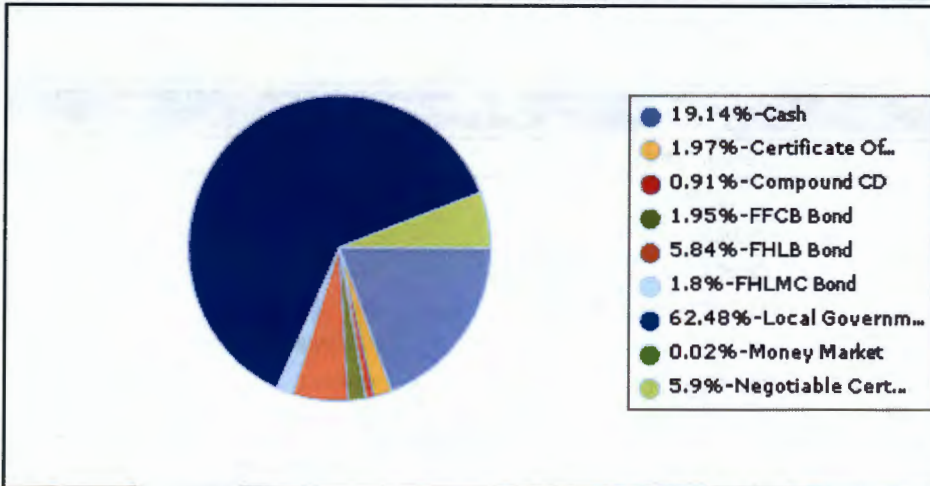
City of Colleyville | TX Distribution by Security Type - Market Value All Portfolios

Begin Date: 3/31/2025, End Date: 6/30/2025

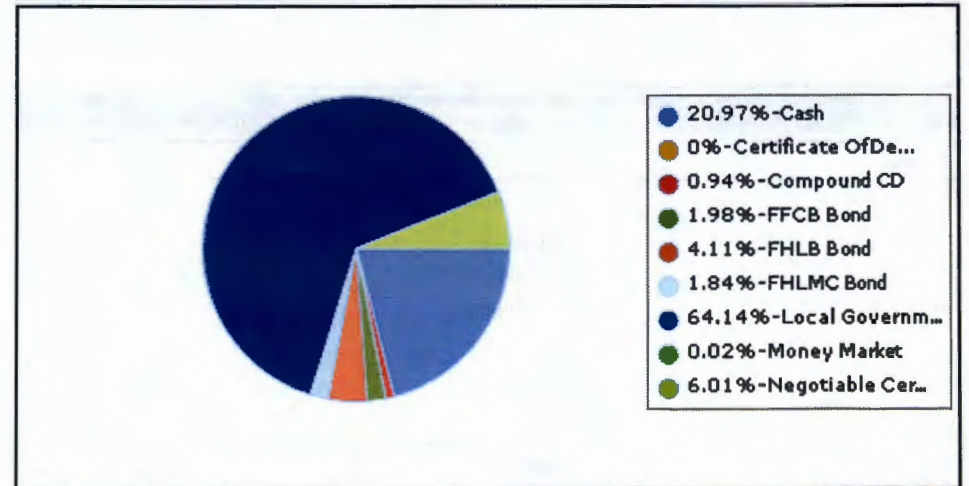
Security Type Allocation

Security Type	Market Value 3/31/2025	% of Portfolio 3/31/2025	Market Value 6/30/2025	% of Portfolio 6/30/2025
Cash	15,773,738.17	19.14	17,015,529.62	20.97
Certificate Of Deposit	1,623,170.12	1.97	0.00	0.00
Compound CD	752,753.48	0.91	760,608.52	0.94
FFCB Bond	1,605,822.15	1.95	1,604,854.35	1.98
FHLB Bond	4,812,553.51	5.84	3,333,982.64	4.11
FHLMC Bond	1,482,285.00	1.80	1,496,730.00	1.84
Local Government Investment Pool	51,498,887.16	62.48	52,053,043.04	64.14
Money Market	12,497.10	0.02	16,661.97	0.02
Negotiable Certificate Of Deposit	4,863,188.88	5.90	4,874,613.07	6.01
Total / Average	82,424,895.57	100.00	81,156,023.21	100.00

Portfolio Holdings as of 3/31/2025



Portfolio Holdings as of 6/30/2025





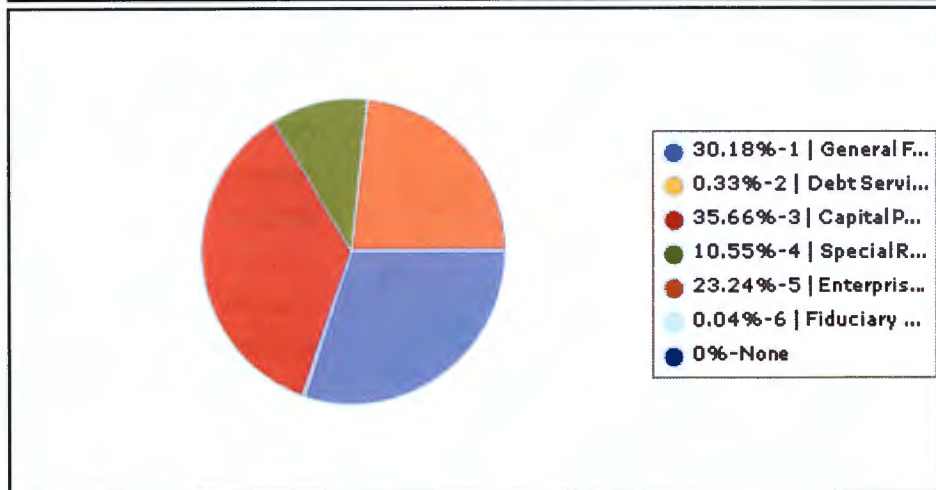
City of Colleyville | TX Distribution by Main Fund - Market Value All Portfolios

Begin Date: 3/31/2025, End Date: 6/30/2025

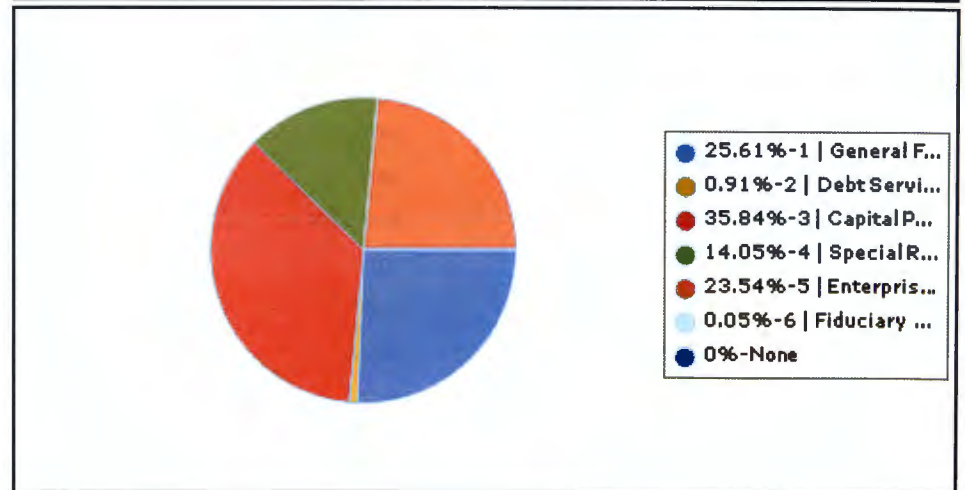
Main Fund Allocation

Main Fund	Market Value 3/31/2025	% of Portfolio 3/31/2025	Market Value 6/30/2025	% of Portfolio 6/30/2025
1 General Fund	24,877,334.67	30.18	20,787,904.76	25.61
2 Debt Service Funds	270,614.06	0.33	734,542.39	0.91
3 Capital Project Funds	29,395,259.17	35.66	29,086,287.01	35.84
4 Special Revenue Funds	8,691,811.07	10.55	11,400,119.20	14.05
5 Enterprise Funds	19,153,514.71	23.24	19,104,779.03	23.54
6 Fiduciary Funds	36,361.89	0.04	38,702.49	0.05
None	0.00	0.00	3,688.33	0.00
Total / Average	82,424,895.57	100.00	81,156,023.21	100.00

Portfolio Holdings as of 3/31/2025



Portfolio Holdings as of 6/30/2025





City of Colleyville | TX Projected Cash Flow by Month All Portfolios

Begin Date: 07-2025, End Date: 12-2025

Date	CUSIP	Face Amount/Shares	Description	Principal Amount	Interest/Dividends	Total
7/1/2025	83616HAG9	0.00	SOUND 4.3 2/2/2026	0.00	880.03	880.03
7/4/2025	90355GWT9	0.00	UBS Bank USA 4.1 6/4/2027	0.00	839.10	839.10
7/9/2025	59013K7B6	0.00	Merrick Bank 4.05 5/8/2026	0.00	788.92	788.92
7/10/2025	29367RNH5	0.00	Enterprise Bank 4.15 12/10/2026	0.00	808.40	808.40
7/10/2025	29367SLK8	0.00	Enterprise Bank & Trust 4.2 12/10/2025	0.00	859.56	859.56
7/10/2025	32022RYV3	0.00	1st Financial Bank USA 4 7/10/2026	0.00	779.18	779.18
7/13/2025	31762FAF6	0.00	Financial Partners 4.35 9/12/2025	0.00	890.26	890.26
7/21/2025	3137EAEU9	1,500,000.00	FHLMC 0.375 7/21/2025	1,500,000.00	2,812.50	1,502,812.50
7/26/2025	31944MEE1	0.00	First Carolina Bank 4.15 11/26/2025	0.00	849.33	849.33
7/27/2025	30191MAL1	0.00	FFB Bank 4 11/27/2026	0.00	818.63	818.63
July 2025				1,500,000.00	10,325.91	1,510,325.91
8/1/2025	83616HAG9	0.00	SOUND 4.3 2/2/2026	0.00	909.36	909.36
8/4/2025	90355GWT9	0.00	UBS Bank USA 4.1 6/4/2027	0.00	867.07	867.07
8/9/2025	59013K7B6	0.00	Merrick Bank 4.05 5/8/2026	0.00	815.22	815.22
8/10/2025	29367RNH5	0.00	Enterprise Bank 4.15 12/10/2026	0.00	835.34	835.34
8/10/2025	29367SLK8	0.00	Enterprise Bank & Trust 4.2 12/10/2025	0.00	888.21	888.21
8/10/2025	32022RYV3	0.00	1st Financial Bank USA 4 7/10/2026	0.00	805.15	805.15
8/13/2025	31762FAF6	0.00	Financial Partners 4.35 9/12/2025	0.00	919.94	919.94
8/21/2025	26879TAK5	0.00	EPB Employees Cr Un 4.05 9/21/2026	0.00	2,521.43	2,521.43
8/26/2025	31944MEE1	0.00	First Carolina Bank 4.15 11/26/2025	0.00	877.64	877.64
8/26/2025	02589AGP1	0.00	American Express 4.2 2/26/2027	0.00	4,936.09	4,936.09
8/26/2025	61776NMA8	0.00	Morgan Stanley Bank 4.25 2/26/2027	0.00	5,058.08	5,058.08
8/27/2025	30191MAL1	0.00	FFB Bank 4 11/27/2026	0.00	845.92	845.92
August 2025				0.00	20,279.45	20,279.45
9/1/2025	83616HAG9	0.00	SOUND 4.3 2/2/2026	0.00	909.36	909.36



City of Colleyville | TX Projected Cash Flow by Month All Portfolios

Begin Date: 07-2025, End Date: 12-2025

Date	CUSIP	Face Amount/Shares	Description	Principal Amount	Interest/Dividends	Total
9/4/2025	90355GWT9	0.00	UBS Bank USA 4.1 6/4/2027	0.00	867.07	867.07
9/6/2025	320437AH9	0.00	First Guaranty Bank 4.15 3/6/2026	0.00	5,104.61	5,104.61
9/9/2025	CD1584-D	760,608.52	Simmons Bank 4.14 9/9/2025	760,608.52	7,937.01	768,545.53
9/9/2025	59013K7B6	0.00	Merrick Bank 4.05 5/8/2026	0.00	815.22	815.22
9/10/2025	29367RNH5	0.00	Enterprise Bank 4.15 12/10/2026	0.00	835.34	835.34
9/10/2025	29367SLK8	0.00	Enterprise Bank & Trust 4.2 12/10/2025	0.00	888.21	888.21
9/10/2025	32022RYV3	0.00	1st Financial Bank USA 4 7/10/2026	0.00	805.15	805.15
9/12/2025	31762FAF6	249,000.00	Financial Partners 4.35 9/12/2025	249,000.00	890.26	249,890.26
9/26/2025	31944MEE1	0.00	First Carolina Bank 4.15 11/26/2025	0.00	877.64	877.64
9/27/2025	30191MAL1	0.00	FFB Bank 4 11/27/2026	0.00	845.92	845.92
September 2025				1,009,608.52	20,775.79	1,030,384.31
10/1/2025	83616HAG9	0.00	SOUND 4.3 2/2/2026	0.00	880.03	880.03
10/4/2025	90355GWT9	0.00	UBS Bank USA 4.1 6/4/2027	0.00	839.10	839.10
10/7/2025	3133ERVX6	0.00	FFCB 4.06 10/7/2027-25	0.00	32,743.90	32,743.90
10/9/2025	59013K7B6	0.00	Merrick Bank 4.05 5/8/2026	0.00	788.92	788.92
10/10/2025	29367RNH5	0.00	Enterprise Bank 4.15 12/10/2026	0.00	808.40	808.40
10/10/2025	29367SLK8	0.00	Enterprise Bank & Trust 4.2 12/10/2025	0.00	859.56	859.56
10/10/2025	32022RYV3	0.00	1st Financial Bank USA 4 7/10/2026	0.00	779.18	779.18
10/13/2025	3130ATMJ3	0.00	FHLB 4.7 3/13/2026	0.00	23,500.00	23,500.00
10/26/2025	31944MEE1	0.00	First Carolina Bank 4.15 11/26/2025	0.00	849.33	849.33
10/27/2025	30191MAL1	0.00	FFB Bank 4 11/27/2026	0.00	818.63	818.63
October 2025				0.00	62,867.05	62,867.05
11/1/2025	83616HAG9	0.00	SOUND 4.3 2/2/2026	0.00	909.36	909.36
11/4/2025	90355GWT9	0.00	UBS Bank USA 4.1 6/4/2027	0.00	867.07	867.07
11/9/2025	59013K7B6	0.00	Merrick Bank 4.05 5/8/2026	0.00	815.22	815.22



City of Colleyville | TX Projected Cash Flow by Month All Portfolios

Begin Date: 07-2025, End Date: 12-2025

Date	CUSIP	Face Amount/Shares	Description	Principal Amount	Interest/Dividends	Total
11/10/2025	29367RNH5	0.00	Enterprise Bank 4.15 12/10/2026	0.00	835.34	835.34
11/10/2025	29367SLK8	0.00	Enterprise Bank & Trust 4.2 12/10/2025	0.00	888.21	888.21
11/10/2025	32022RYV3	0.00	1st Financial Bank USA 4 7/10/2026	0.00	805.15	805.15
11/15/2025	05612LCL4	0.00	BMW Bank of North America 4.05 11/16/2026	0.00	5,002.03	5,002.03
11/21/2025	26879TAK5	0.00	EPB Employees Cr Un 4.05 9/21/2026	0.00	2,521.43	2,521.43
11/24/2025	05584CNT9	243,000.00	Bank of NY Mellon PA 5.1 11/24/2025	243,000.00	6,247.43	249,247.43
11/26/2025	31944MEE1	249,000.00	First Carolina Bank 4.15 11/26/2025	249,000.00	877.64	249,877.84
11/27/2025	61690DB49	0.00	Morgan Stanley Bank 4.15 11/27/2026	0.00	5,104.61	5,104.61
11/27/2025	30191MAL1	0.00	FFB Bank 4 11/27/2026	0.00	845.92	845.92
November 2025				492,000.00	25,719.41	517,719.41
12/1/2025	83616HAG9	0.00	SOUND 4.3 2/2/2026	0.00	880.03	880.03
12/4/2025	90355GWT9	0.00	UBS Bank USA 4.1 6/4/2027	0.00	839.10	839.10
12/9/2025	59013K7B6	0.00	Merrick Bank 4.05 5/8/2026	0.00	788.92	788.92
12/10/2025	29367RNH5	0.00	Enterprise Bank 4.15 12/10/2026	0.00	808.40	808.40
12/10/2025	29367SLK8	249,000.00	Enterprise Bank & Trust 4.2 12/10/2025	249,000.00	859.56	249,859.56
12/10/2025	32022RYV3	0.00	1st Financial Bank USA 4 7/10/2026	0.00	779.18	779.18
12/11/2025	68405VCV9	0.00	Optum Bank, Inc 4.15 12/11/2026	0.00	4,993.64	4,993.64
12/24/2025	38150VF61	0.00	Goldman Sachs Bank USA 4 6/24/2026	0.00	4,813.15	4,813.15
12/27/2025	30191MAL1	0.00	FFB Bank 4 11/27/2026	0.00	818.63	818.63
12/30/2025	3130AMSS2	0.00	FHLB 1.05 6/30/2026-23	0.00	12,600.00	12,600.00
December 2025				249,000.00	28,180.61	277,180.61
TOTAL				3,250,608.52	168,148.22	3,418,756.74



City of Colleyville | TX Portfolio Holdings by Asset Category Investment Policy Compliance

Date: 6/30/2025

Description	Face Amount / Shares	Settlement Date	Cost Value	Market Price	Market Value	% Portfolio	Credit Rating	Days To Call/Maturity
CUSIP		YTM @ Cost	Book Value	YTM @ Market	Accrued Interest	Unre. Gain/Loss	Credit Rating	Duration To Maturity
CD Bank 100%								
Simmons Bank 4.14 9/9/2025		9/9/2024	760,608.52	100.00	760,608.52	0.94%	NR	71
CD1584-D	760,608.52	4.14	760,608.52	4.13	1,811.71	0.00	NR	0.19
			760,608.52		760,608.52	0.94%		71
Sub Total CD Bank 100%	760,608.52	4.14	760,608.52	4.13	1,811.71	0.00		0.19
CD Negotiable (Brokered) 100%								
1st Financial Bank USA 4 7/10/2026		1/10/2025	237,000.00	99.97	236,931.27	0.29%	FDIC Insured	375
32022RYV3	237,000.00	4.00	237,000.00	4.03	519.45	-68.73	FDIC Insured	1.01
American Express 4.2 2/26/2027		2/26/2025	237,000.00	100.32	237,751.29	0.29%	FDIC Insured	606
02589AGP1	237,000.00	4.20	237,000.00	4.00	3,381.63	751.29	FDIC Insured	1.6
Bank of NY Mellon PA 5.1 11/24/2025		5/24/2024	243,000.00	100.25	243,607.50	0.3%	FDIC Insured	147
05584CNT9	243,000.00	5.10	243,000.00	4.44	1,256.28	607.50	FDIC Insured	0.4
BMW Bank of North America 4.05 11/16/2026		11/15/2024	245,000.00	100.05	245,124.95	0.3%	FDIC Insured	504
05612LCL4	245,000.00	4.05	245,000.00	4.01	1,250.51	124.95	FDIC Insured	1.35
Enterprise Bank & Trust 4.2 12/10/2025		9/10/2024	249,000.00	99.96	248,887.95	0.31%	FDIC Insured	163
29367SLK8	249,000.00	4.20	249,000.00	4.30	573.04	-112.05	FDIC Insured	0.44
Enterprise Bank 4.15 12/10/2026		12/10/2024	237,000.00	100.21	237,488.22	0.29%	FDIC Insured	528
29367RNH5	237,000.00	4.15	237,000.00	4.00	538.93	488.22	FDIC Insured	1.4
EPB Employees Cr Un 4.05 9/21/2026		5/21/2025	247,000.00	100.03	247,061.75	0.3%	FDIC Insured	448
26879TAK5	247,000.00	4.05	247,000.00	4.03	1,096.27	61.75	FDIC Insured	1.2
FFB Bank 4 11/27/2026		11/27/2024	249,000.00	99.69	248,223.12	0.31%	FDIC Insured	515
30191MAL1	249,000.00	4.00	249,000.00	4.23	81.86	-776.88	FDIC Insured	1.37
Financial Partners 4.35 9/12/2025		9/13/2024	249,000.00	99.96	248,902.89	0.31%	FDIC Insured	74
31762FAF6	249,000.00	4.35	249,000.00	4.55	504.48	-97.11	FDIC Insured	0.2
First Carolina Bank 4.15 11/26/2025		11/26/2024	249,000.00	99.89	248,718.63	0.31%	FDIC Insured	149
31944MEE1	249,000.00	4.15	249,000.00	4.43	113.24	-281.37	FDIC Insured	0.4



City of Colleyville | TX Portfolio Holdings by Asset Category Investment Policy Compliance

Date: 6/30/2025

Description CUSIP	Face Amount / Shares	Settlement Date YTM @ Cost	Cost Value Book Value	Market Price YTM @ Market	Market Value Accrued Interest	% Portfolio Unre. Gain/Loss	Credit Rating Credit Rating	Days To Call/Maturity Duration To Maturity
First Guaranty Bank 4.15 3/6/2026 320437AH9	244,000.00	9/6/2024 4.15	244,000.00 244,000.00	99.95 4.21	243,887.76 3,218.13	0.3% -112.24	FDIC Insured FDIC Insured	249 0.87
Goldman Sachs Bank USA 4 6/24/2026 38150VF61	240,000.00	12/24/2024 4.00	240,000.00 240,000.00	99.93 4.07	239,839.20 157.81	0.3% -160.80	FDIC Insured FDIC Insured	359 0.97
Merrick Bank 4.05 5/8/2026 59013K7B6	237,000.00	5/9/2025 4.00	237,118.50 237,101.57	99.96 4.09	236,914.68 552.24	0.29% -186.89	FDIC Insured FDIC Insured	312 0.84
Mizuho Bank USA Instl 4.25 3/12/2026 60700PLY5	248,000.00	3/12/2025 4.25	248,000.00 248,000.00	100.05 4.13	248,114.08 3,176.44	0.31% 114.08	FDIC Insured FDIC Insured	255 0.7
Morgan Stanley Bank 4.15 11/27/2026 61690DB49	244,000.00	11/27/2024 4.15	244,000.00 244,000.00	100.15 4.04	244,361.12 943.24	0.3% 361.12	FDIC Insured FDIC Insured	515 1.38
Morgan Stanley Bank 4.25 2/26/2027 61776NMA8	240,000.00	2/26/2025 4.25	240,000.00 240,000.00	100.40 4.00	240,950.40 3,465.21	0.3% 950.40	FDIC Insured FDIC Insured	606 1.6
Optum Bank, Inc 4.15 12/11/2026 68405VCV9	240,000.00	12/11/2024 4.15	240,000.00 240,000.00	100.17 4.03	240,408.00 518.47	0.3% 408.00	FDIC Insured FDIC Insured	529 1.42
Rockland Fed Credit Union 4.3 1/30/2026 77357DAL2	239,000.00	1/30/2025 4.30	239,000.00 239,000.00	99.93 4.35	238,832.70 4,251.58	0.29% -167.30	FDIC Insured FDIC Insured	214 0.59
SOUND 4.3 2/2/2026 83616HAG9	249,000.00	1/31/2025 4.30	249,000.00 249,000.00	100.01 4.28	249,027.39 850.69	0.31% 27.39	FDIC Insured FDIC Insured	217 0.58
UBS Bank USA 4.1 6/4/2027 90355GWT9	249,000.00	6/4/2025 4.10	249,000.00 249,000.00	100.23 3.97	249,580.17 727.22	0.31% 580.17	FDIC Insured FDIC Insured	704 1.85
Sub Total CD Negotiable (Brokered) 100%	4,872,000.00	4.20	4,872,118.50 4,872,101.57	4.16	4,874,613.07 27,176.72	6.02% 2,511.50		372 1
Operating Cash TBD%								
Frost Cash CEDC Cash FROSTCASH1429	2,116,199.57	6/30/2024 4.36	2,116,199.57 2,116,199.57	100.00 4.36	2,116,199.57	2.61% 0.00	NR NR	1 0



City of Colleyville | TX Portfolio Holdings by Asset Category Investment Policy Compliance

Date: 6/30/2025

Description	Face Amount / Shares	Settlement Date	Cost Value	Market Price	Market Value	% Portfolio	Credit Rating	Days To Call/Maturity
CUSIP		YTM @ Cost	Book Value	YTM @ Market	Accrued Interest	Unre. Gain/Loss	Credit Rating	Duration To Maturity
Frost Cash Operating Cash		6/30/2024	853,030.98	100.00	853,030.98	1.05%	NR	1
FROSTCASH1402	853,030.98	4.36	853,030.98	4.36		0.00	NR	0
Frost Cash Operating Cash		6/30/2024	1,059,318.11	100.00	1,059,318.11	1.31%	NR	1
FROSTCASH1402	1,059,318.11	4.36	1,059,318.11	4.36		0.00	NR	0
Frost Cash Operating Cash		6/30/2024	15,747.70	100.00	15,747.70	0.02%	NR	1
FROSTCASH1402	15,747.70	4.36	15,747.70	4.36		0.00	NR	0
Frost Cash Operating Cash		6/30/2024	2,640,240.58	100.00	2,640,240.58	3.25%	NR	1
FROSTCASH1402	2,640,240.58	4.36	2,640,240.58	4.36		0.00	NR	0
Frost Cash Operating Cash		6/30/2024	64,182.29	100.00	64,182.29	0.08%	NR	1
FROSTCASH1402	64,182.29	4.36	64,182.29	4.36		0.00	NR	0
Frost Cash Operating Cash		6/30/2024	-15,032.65	100.00	-15,032.65	-0.02%	NR	1
FROSTCASH1402	-15,032.65	4.36	-15,032.65	4.36		0.00	NR	0
Frost Cash Operating Cash		6/30/2024	2,128,410.23	100.00	2,128,410.23	2.62%	NR	1
FROSTCASH1402	2,128,410.23	4.36	2,128,410.23	4.36		0.00	NR	0
Frost Cash Operating Cash		6/30/2024	-711.33	100.00	-711.33	0%	NR	1
FROSTCASH1402	-711.33	4.36	-711.33	4.36		0.00	NR	0
Frost Cash Operating Cash		6/30/2024	427,139.64	100.00	427,139.64	0.53%	NR	1
FROSTCASH1402	427,139.64	4.36	427,139.64	4.36		0.00	NR	0
Frost Cash Operating Cash		6/30/2024	56,368.60	100.00	56,368.60	0.07%	NR	1
FROSTCASH1402	56,368.60	4.36	56,368.60	4.36		0.00	NR	0
Frost Cash Operating Cash		6/30/2024	734,542.39	100.00	734,542.39	0.91%	NR	1
FROSTCASH1402	734,542.39	4.36	734,542.39	4.36		0.00	NR	0
Frost Cash Operating Cash		6/30/2024	14,981.11	100.00	14,981.11	0.02%	NR	1
FROSTCASH1402	14,981.11	4.36	14,981.11	4.36		0.00	NR	0



City of Colleyville | TX Portfolio Holdings by Asset Category Investment Policy Compliance

Date: 6/30/2025

Description CUSIP	Face Amount / Shares	Settlement Date YTM @ Cost	Cost Value Book Value	Market Price YTM @ Market	Market Value Accrued Interest	% Portfolio Unre. Gain/Loss	Credit Rating Credit Rating	Days To Call/Maturity Duration To Maturity
Frost Cash Operating Cash FROSTCASH1402	2,039.12	6/30/2024 4.36	2,039.12	100.00 4.36	2,039.12	0% 0.00	NR NR	1 0
Frost Cash Operating Cash FROSTCASH1402	85,724.60	6/30/2024 4.36	85,724.60	100.00 4.36	85,724.60	0.11% 0.00	NR NR	1 0
Frost Cash Operating Cash FROSTCASH1402	367,096.99	6/30/2024 4.36	367,096.99	100.00 4.36	367,096.99	0.45% 0.00	NR NR	1 0
Frost Cash Operating Cash FROSTCASH1402	1,769,754.81	6/30/2024 4.36	1,769,754.81	100.00 4.36	1,769,754.81	2.18% 0.00	NR NR	1 0
Frost Cash Operating Cash FROSTCASH1402	23,707.01	6/30/2024 4.36	23,707.01	100.00 4.36	23,707.01	0.03% 0.00	NR NR	1 0
Frost Cash Operating Cash FROSTCASH1402	35,165.88	6/30/2024 4.36	35,165.88	100.00 4.36	35,165.88	0.04% 0.00	NR NR	1 0
Frost Cash Operating Cash FROSTCASH1402	131,934.52	6/30/2024 4.36	131,934.52	100.00 4.36	131,934.52	0.16% 0.00	NR NR	1 0
Frost Cash Operating Cash FROSTCASH1402	9,233.86	6/30/2024 4.36	9,233.86	100.00 4.36	9,233.86	0.01% 0.00	NR NR	1 0
Frost Cash Operating Cash FROSTCASH1402	73,815.18	6/30/2024 4.36	73,815.18	100.00 4.36	73,815.18	0.09% 0.00	NR NR	1 0
Frost Cash Operating Cash FROSTCASH1402	147,190.36	6/30/2024 4.36	147,190.36	100.00 4.36	147,190.36	0.18% 0.00	NR NR	1 0
Frost Cash Operating Cash FROSTCASH1402	765,335.92	6/30/2024 4.36	765,335.92	100.00 4.36	765,335.92	0.94% 0.00	NR NR	1 0
Frost Cash Operating Cash FROSTCASH1402	509,525.15	6/30/2024 4.36	509,525.15	100.00 4.36	509,525.15	0.63% 0.00	NR NR	1 0



City of Colleyville | TX Portfolio Holdings by Asset Category Investment Policy Compliance

Date: 6/30/2025

Description	Face Amount / Shares	Settlement Date	Cost Value	Market Price	Market Value	% Portfolio	Credit Rating	Days To Call/Maturity
CUSIP		YTM @ Cost	Book Value	YTM @ Market	Accrued Interest	Unre. Gain/Loss	Credit Rating	Duration To Maturity
Frost Cash Operating Cash		6/30/2024	1,852,459.82	100.00	1,852,459.82	2.28%	NR	1
FROSTCASH1402	1,852,459.82	4.36	1,852,459.82	4.36		0.00	NR	0
Frost Cash Operating Cash		6/30/2024	147,014.65	100.00	147,014.65	0.18%	NR	1
FROSTCASH1402	147,014.65	4.36	147,014.65	4.36		0.00	NR	0
Frost Cash Operating Cash		6/30/2024	913,208.35	100.00	913,208.35	1.13%	NR	1
FROSTCASH1402	913,208.35	4.36	913,208.35	4.36		0.00	NR	0
Frost Cash Operating Cash		6/30/2024	19,910.34	100.00	19,910.34	0.02%	NR	1
FROSTCASH1402	19,910.34	4.36	19,910.34	4.36		0.00	NR	0
Frost Cash Operating Cash		6/30/2024	40,851.25	100.00	40,851.25	0.05%	NR	1
FROSTCASH1402	40,851.25	4.36	40,851.25	4.36		0.00	NR	0
Frost Cash Operating Cash		6/30/2024	16,719.84	100.00	16,719.84	0.02%	NR	1
FROSTCASH1402	16,719.84	4.36	16,719.84	4.36		0.00	NR	0
Frost Cash Operating Cash		6/30/2024	6,736.42	100.00	6,736.42	0.01%	NR	1
FROSTCASH1402	6,736.42	4.36	6,736.42	4.36		0.00	NR	0
Frost Cash Operating Cash		6/30/2025	3,688.33	100.00	3,688.33	0%	NR	1
FROSTCASH1402	3,688.33	4.36	3,688.33	4.36		0.00	NR	0
Multi-Bank Securities MM		6/30/2024	16,661.97	100.00	16,661.97	0.02%	NR	1
MBS8852	16,661.97	0.10	16,661.97	0.10		0.00	NR	0
Sub Total Operating Cash TBD%	17,032,191.59	4.36	17,032,191.59	4.36	17,032,191.59	20.98%		0
TX LGIP 75%								
Texas CLASS LGIP		6/30/2024	2,679,947.85	100.00	2,679,947.85	3.3%	NR	1
TEXASCLASS4001	2,679,947.85	4.22	2,679,947.85	4.22		0.00	NR	0
Texas CLASS LGIP		6/30/2024	4,404,506.83	100.00	4,404,506.83	5.43%	NR	1
TEXASCLASS4001	4,404,506.83	4.22	4,404,506.83	4.22		0.00	NR	0



City of Colleyville | TX Portfolio Holdings by Asset Category Investment Policy Compliance

Date: 6/30/2025

Description	Face Amount / Shares	Settlement Date	Cost Value	Market Price	Market Value	% Portfolio	Credit Rating	Days To Call/Maturity
CUSIP		YTM @ Cost	Book Value	YTM @ Market	Accrued Interest	Unre. Gain/Loss	Credit Rating	Duration To Maturity
Texas CLASS LGIP		6/30/2024	2,133,597.88	100.00	2,133,597.88	2.63%	NR	1
TEXASCLASS4001	2,133,597.88	4.22	2,133,597.88	4.22		0.00	NR	0
TexasStar LGIP		6/30/2024	6,984.12	100.00	6,984.12	0.01%	NR	1
TEXSTAR1110	6,984.12	4.28	6,984.12	4.28		0.00	NR	0
TexasStar LGIP		6/30/2024	3,002,239.29	100.00	3,002,239.29	3.7%	NR	1
TEXSTAR1110	3,002,239.29	4.28	3,002,239.29	4.28		0.00	NR	0
TexasStar LGIP		6/30/2024	1,129,242.39	100.00	1,129,242.39	1.39%	NR	1
TEXSTAR1110	1,129,242.39	4.28	1,129,242.39	4.28		0.00	NR	0
TexasStar LGIP		6/30/2024	1,172,606.34	100.00	1,172,606.34	1.44%	NR	1
TEXSTAR1110	1,172,606.34	4.28	1,172,606.34	4.28		0.00	NR	0
TexasStar LGIP		6/30/2024	3,811.04	100.00	3,811.04	0%	NR	1
TEXSTAR1110	3,811.04	4.28	3,811.04	4.28		0.00	NR	0
TexasStar LGIP		6/30/2024	1,131,779.37	100.00	1,131,779.37	1.39%	NR	1
TEXSTAR1110	1,131,779.37	4.28	1,131,779.37	4.28		0.00	NR	0
TexasStar LGIP		6/30/2024	917,596.59	100.00	917,596.59	1.13%	NR	1
TEXSTAR1110	917,596.59	4.28	917,596.59	4.28		0.00	NR	0
TexasStar LGIP		6/30/2024	567,836.66	100.00	567,836.66	0.7%	NR	1
TEXSTAR1110	567,836.66	4.28	567,836.66	4.28		0.00	NR	0
TexasStar LGIP		6/30/2024	275,717.65	100.00	275,717.65	0.34%	NR	1
TEXSTAR1110	275,717.85	4.28	275,717.65	4.28		0.00	NR	0
TexasStar LGIP		6/30/2024	10,543.93	100.00	10,543.93	0.01%	NR	1
TEXSTAR1110	10,543.93	4.28	10,543.93	4.28		0.00	NR	0
TexasStar LGIP		6/30/2024	5,175,153.65	100.00	5,175,153.65	6.38%	NR	1
TEXSTAR1110	5,175,153.65	4.28	5,175,153.85	4.28		0.00	NR	0



City of Colleyville | TX Portfolio Holdings by Asset Category Investment Policy Compliance

Date: 6/30/2025

Description	Face Amount / Shares	Settlement Date	Cost Value	Market Price	Market Value	% Portfolio	Credit Rating	Days To Call/Maturity
CUSIP		YTM @ Cost	Book Value	YTM @ Market	Accrued Interest	Unre. Gain/Loss	Credit Rating	Duration To Maturity
TexasStar LGIP		6/30/2024	291,101.88	100.00	291,101.88	0.36%	NR	1
TEXSTAR1110	291,101.88	4.28	291,101.88	4.28		0.00	NR	0
TexPool LGIP		6/30/2024	822,591.09	100.00	822,591.09	1.01%	NR	1
TEXPOOL0001	822,591.09	4.30	822,591.09	4.30		0.00	NR	0
TexPool LGIP		6/30/2024	729,123.51	100.00	729,123.51	0.9%	NR	1
TEXPOOL0001	729,123.51	4.30	729,123.51	4.30		0.00	NR	0
TexPool LGIP		6/30/2024	2,392,759.70	100.00	2,392,759.70	2.95%	NR	1
TEXPOOL0001	2,392,759.70	4.30	2,392,759.70	4.30		0.00	NR	0
TexPool LGIP		6/30/2024	581,520.20	100.00	581,520.20	0.72%	NR	1
TEXPOOL0001	581,520.20	4.30	581,520.20	4.30		0.00	NR	0
TexPool LGIP		6/30/2024	11,148.83	100.00	11,148.83	0.01%	NR	1
TEXPOOL0001	11,148.83	4.30	11,148.83	4.30		0.00	NR	0
TexPool LGIP		6/30/2024	4,073,986.36	100.00	4,073,986.36	5.02%	NR	1
TEXPOOL0001	4,073,986.36	4.30	4,073,986.36	4.30		0.00	NR	0
TexPool LGIP		6/30/2024	2,262,114.43	100.00	2,262,114.43	2.79%	NR	1
TEXPOOL0001	2,262,114.43	4.30	2,262,114.43	4.30		0.00	NR	0
TexPool LGIP		6/30/2024	7,711,059.58	100.00	7,711,059.58	9.5%	NR	1
TEXPOOL0001	7,711,059.58	4.30	7,711,059.58	4.30		0.00	NR	0
TexPool LGIP		6/30/2024	1,006,410.07	100.00	1,006,410.07	1.24%	NR	1
TEXPOOL0001	1,006,410.07	4.30	1,006,410.07	4.30		0.00	NR	0
TexPool LGIP		6/30/2024	74,520.79	100.00	74,520.79	0.09%	NR	1
TEXPOOL0001	74,520.79	4.30	74,520.79	4.30		0.00	NR	0
TexPool LGIP		6/30/2024	4,614,580.54	100.00	4,614,580.54	5.69%	NR	1
TEXPOOL0001	4,614,580.54	4.30	4,614,580.54	4.30		0.00	NR	0



City of Colleyville | TX Portfolio Holdings by Asset Category Investment Policy Compliance

Date: 6/30/2025

Description CUSIP	Face Amount / Shares	Settlement Date YTM @ Cost	Cost Value Book Value	Market Price YTM @ Market	Market Value Accrued Interest	% Portfolio Unre. Gain/Loss	Credit Rating Credit Rating	Days To Call/Maturity Duration To Maturity
TexPool LGIP TEXPOOL0001		6/30/2024	2,781,953.72	100.00	2,781,953.72	3.43%	NR	1
	2,781,953.72	4.30	2,781,953.72	4.30		0.00	NR	0
TexPool LGIP TEXPOOL0001		6/30/2024	205,194.83	100.00	205,194.83	0.25%	NR	1
	205,194.83	4.30	205,194.83	4.30		0.00	NR	0
Sub Total TX LGIP 75%	50,169,629.12	4.28	50,169,629.12	4.28	50,169,629.12	61.81%		0
TX LGIP Commerical Paper 5%								
LOGIC CEDC LGIP LOGIC8010		6/30/2024	530,840.66	100.00	530,840.66	0.65%	NR	1
	530,840.66	4.41	530,840.66	4.41		0.00	NR	0
LOGIC LGIP LOGIC4001		6/30/2024	794,257.65	100.00	794,257.65	0.98%	NR	1
	794,257.65	4.41	794,257.65	4.41		0.00	NR	0
LOGIC LGIP LOGIC4001		6/30/2024	38,934.82	100.00	38,934.82	0.05%	NR	1
	38,934.82	4.41	38,934.82	4.41		0.00	NR	0
LOGIC LGIP LOGIC4001		6/30/2024	95,854.50	100.00	95,854.50	0.12%	NR	1
	95,854.50	4.41	95,854.50	4.41		0.00	NR	0
LOGIC LGIP LOGIC4001		6/30/2024	175,266.24	100.00	175,266.24	0.22%	NR	1
	175,266.24	4.41	175,266.24	4.41		0.00	NR	0
LOGIC LGIP LOGIC4001		6/30/2024	218,794.02	100.00	218,794.02	0.27%	NR	1
	218,794.02	4.41	218,794.02	4.41		0.00	NR	0
LOGIC LGIP LOGIC4001		6/30/2024	1,513.42	100.00	1,513.42	0%	NR	1
	1,513.42	4.41	1,513.42	4.41		0.00	NR	0
LOGIC LGIP LOGIC4001		6/30/2024	27,952.61	100.00	27,952.61	0.03%	NR	1
	27,952.61	4.41	27,952.61	4.41		0.00	NR	0
Sub Total TX LGIP Commerical Paper 5%	1,883,413.92	4.41	1,883,413.92	4.41	1,883,413.92	2.32%		0
US Agency 75%								



City of Colleyville | TX Portfolio Holdings by Asset Category Investment Policy Compliance

Date: 6/30/2025

Description	Face Amount / Shares	Settlement Date	Cost Value	Market Price	Market Value	% Portfolio	Credit Rating	Days To Call/Maturity
CUSIP		YTM @ Cost	Book Value	YTM @ Market	Accrued Interest	Unre. Gain/Loss	Credit Rating	Duration To Maturity
FFCB 4.06 10/7/2027-25		2/26/2025	1,604,935.00	99.50	1,604,854.35	1.98%	Moodys-Aaa	99
3133ERVX6	1,613,000.00	4.26	1,605,997.76	4.29	15,098.58	-1,143.41	S&P-AA+	2.17
FHLB 1.05 6/30/2026-23		2/26/2025	2,305,680.00	97.05	2,329,296.00	2.87%	Moodys-Aaa	92
3130AMSS2	2,400,000.00	4.08	2,329,844.63	4.09	0.00	-548.63	S&P-AA+	1
FHLB 4.7 3/13/2026		4/28/2025	1,007,172.67	100.47	1,004,686.64	1.24%	Moodys-Aaa	256
3130ATMJ3	1,000,000.00	3.86	1,005,760.91	4.01	10,052.78	-1,074.27	S&P-AA+	0.69
FHLMC 0.375 7/21/2025		8/29/2024	1,448,239.73	99.78	1,496,730.00	1.84%	Moodys-Aaa	21
3137EAEU9	1,500,000.00	4.35	1,496,624.33	4.11	2,484.38	105.67	S&P-AA+	0.06
			6,366,027.40		6,435,566.99	7.93%		103
Sub Total US Agency 75%	6,513,000.00	4.16	6,438,227.63	4.13	27,635.74	-2,660.64		1.02
			81,083,989.05		81,156,023.21	100.00%		32
TOTAL PORTFOLIO	81,230,843.15	4.28	81,156,172.35	4.28	56,624.17	-149.14		0.14

% TBD, pending investment policy clarification