



CITY OF COLLEYVILLE
AUDIT COMMITTEE AGENDA
100 Main Street, Colleyville, Texas, 76034
City Manager's Conference Room - Third Floor

TUESDAY, JUNE 17, 2025 - 4:45 PM

- 1. CALL TO ORDER**

- 2. APPROVAL OF MINUTES**
March 4, 2025

- 3. REPORTS**
Quarterly investment report as of March 31, 2025

- 4. ADJOURNMENT**

I hereby certify this agenda was posted on City Hall bulletin boards *Friday, June 13, 2025* by 5:00 p.m.

Christine Loven, TRMC
City Secretary

A quorum of any Colleyville board, commission, or committee may be present at this meeting. Any matter on this agenda may be opened for public comment and discussion at the discretion of the governing body.

If you plan to attend this public meeting and have a disability that requires special accommodations, please advise the City Secretary at least 48 hours in advance at 817.503.1130, and reasonable accommodations will be made to assist you.



CITY OF COLLEYVILLE

AUDIT COMMITTEE MINUTES

100 Main Street, Colleyville, Texas, 76034
City Manager's Conference Room - Third Floor

TUESDAY, MARCH 4, 2025 - 5:00 PM

1. CALL TO ORDER

City Secretary Christine Loven called the meeting to order at 5:00 p.m. and called the roll.

PRESENT: Committee members Brandi Elder, Scotty Richardson, and Mark Alphonso.

ALSO PRESENT: Finance Director Cassie Smith, Accounting Manager Karen Hines, Assistant City Manager Mark Wood, and City Secretary Christine Loven.

2. APPROVAL OF MINUTES

August 20, 2024

The August 20, 2024 minutes were approved.

3. REGULAR AGENDA ITEMS

3a Discussion of the draft FY24 Audit and SAS 114 Letter

Finance Director Cassie Smith introduced Michelle Gilley, with Weaver, the City's auditing firm. Ms. Gilley reviewed the audit process, significant changes, work results, the audit reports, risks, communications, the new GASB Statement 100, and the financial highlights. Ms. Gilley stated the City received an unmodified report, which is the highest report, which can be given. She noted there were no material weaknesses, no significant deficiencies, and no noted noncompliance material to the financial statements.

Ms. Gilley thanked Karen Hines for her assistance and said Weaver looks forward to working with Cassie. With there being no questions regarding the audit, Ms. Gillen advised it will be become final and be presented at the March 11, 2024 City Council meeting for approval.

4. REPORTS

Quarterly investment report as of September 30, 2024

Quarterly investment report as of December 31, 2024

Finance Director Cassie reviewed both investment reports. She highlighted the City's portfolio composition and performance. Mrs. Smith stated she is still learning City's processes and will continue to monitor investments to ensure the strategies and objectives to preserve capital, provide liquidity, and optimize earnings are being met.

4. ADJOURNMENT

The meeting adjourned at 5:17 p.m.

APPROVED THIS THE ____ DAY OF _____ 2025.

Minutes taken and prepared by:



Christine Loven, TRMC
City Secretary



CITY OF COLLEYVILLE AUDIT COMMITTEE BRIEFING

Agenda Number

Agenda Date 6/17/2025

Number -

Type Report

Department Finance

Title

Quarterly investment report as of March 31, 2025

Explanation

Finance Director Cassie Smith will present the quarterly investment report.

Attachments

1. Quarterly Investment Report Presentation - March 2025
2. Quarterly Investment Report - March 2025

Quarterly Investment Report

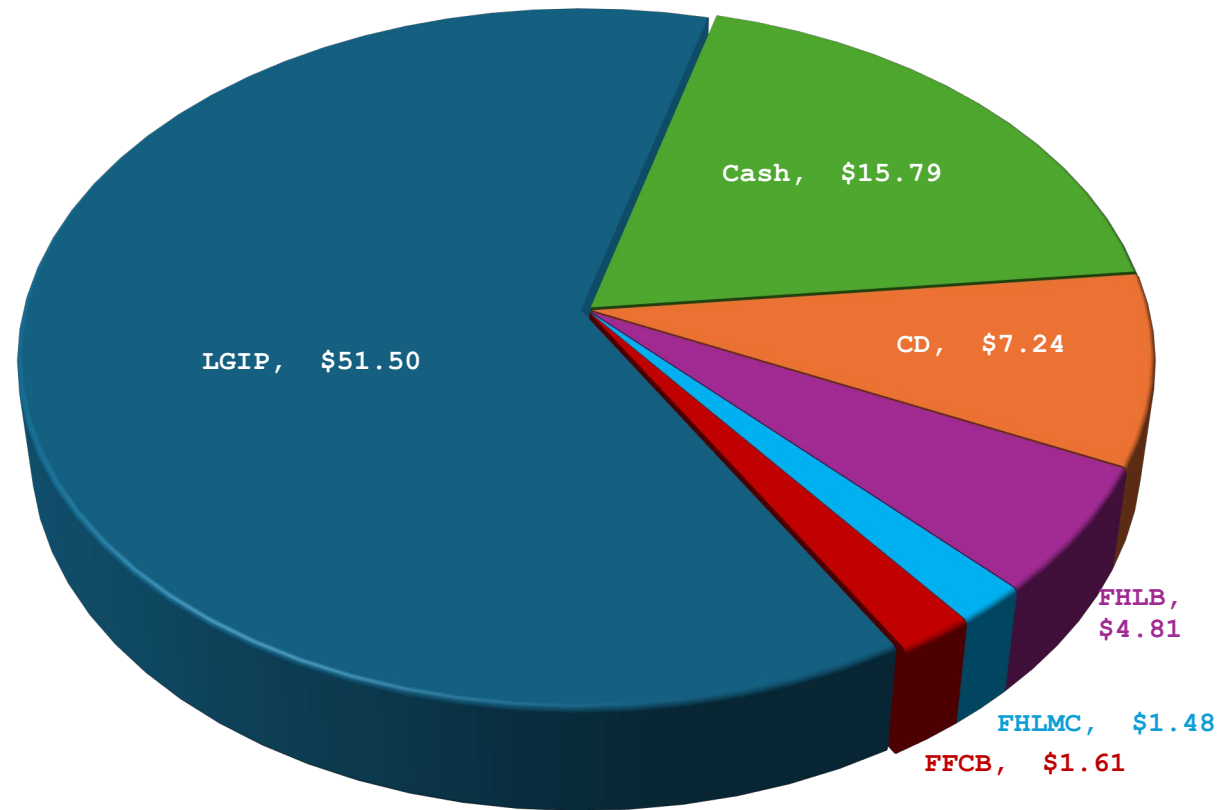
March 31, 2025

Audit Committee
June 17, 2025

Portfolio Composition



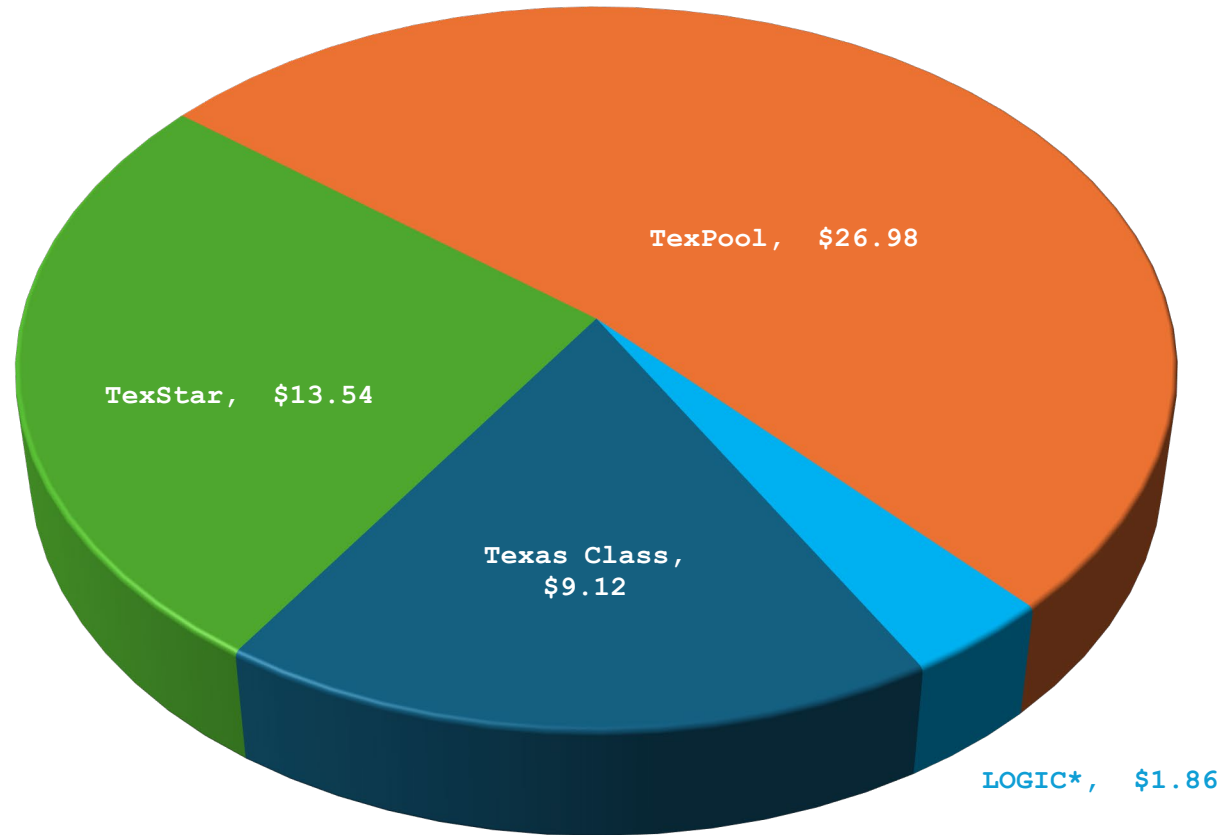
Total Value:
\$15.8 Cash
66.6 Investments
\$82.4 Million



Legend:

- LGIP – Local Government Investment Pool
- CD – Certificate of Deposit
- FHLB – Federal Home Loan Bank
- FHLMC – Federal Home Loan Mortgage Corporation

Local Government Investment Pools (LGIP)

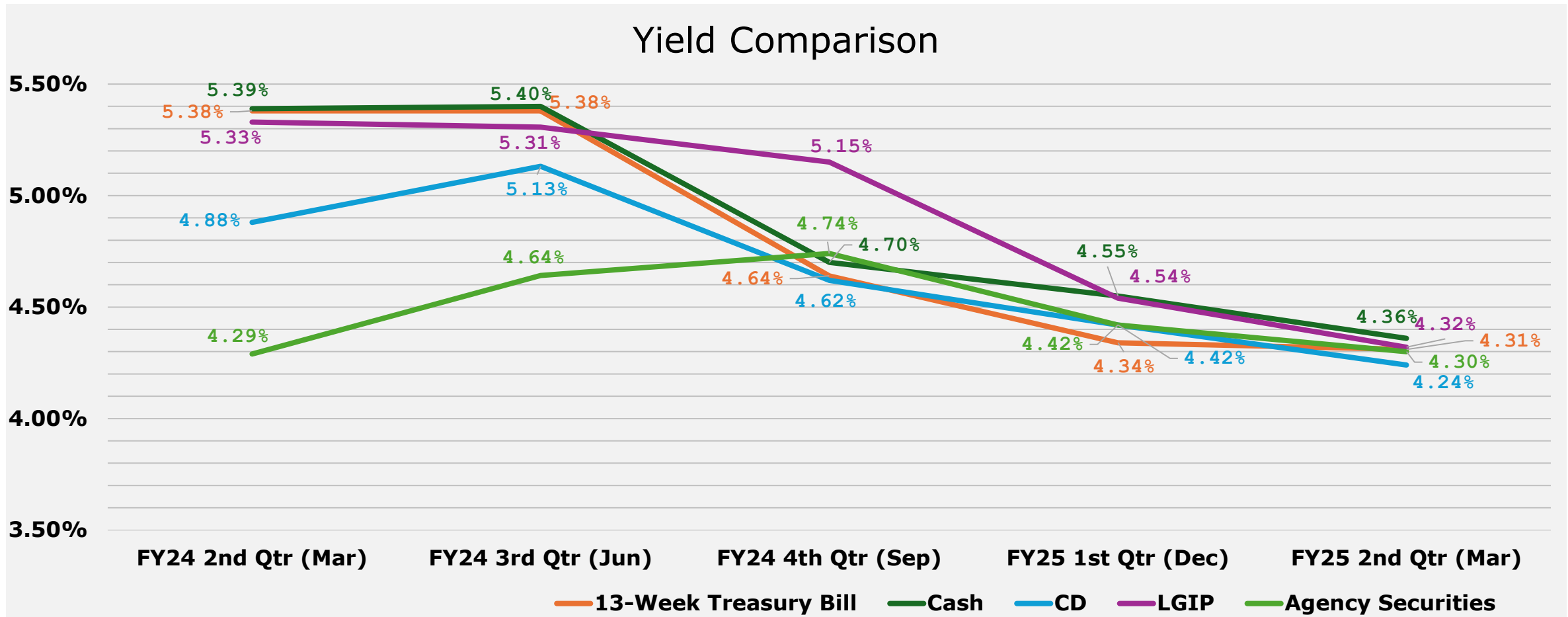


*- Logic is the only approved pool that invests in commercial paper, limited per policy to 5% of total LGIP investment

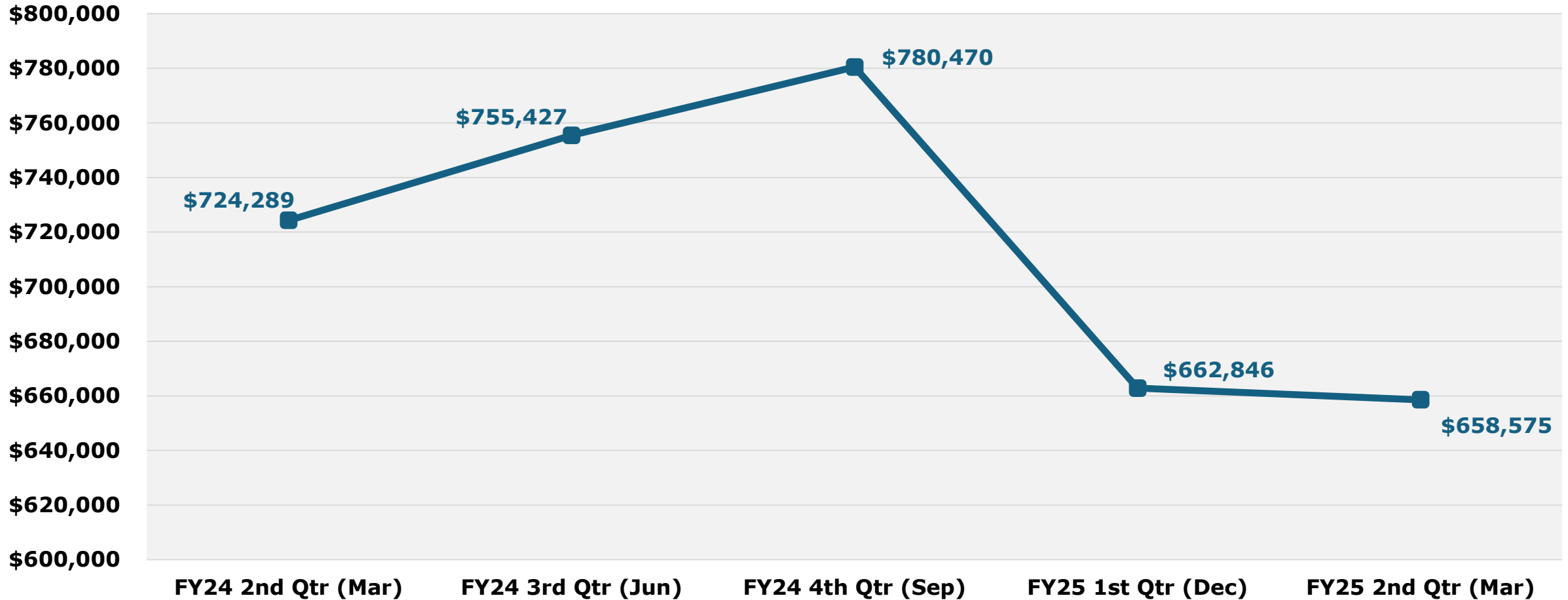
Portfolio Performance



Weighted Average Maturity: 2.23 months
 Weighted Average Yield: 4.33%



Investment Interest Earnings Comparison



Questions & Discussion





City of Colleyville | Texas
MONTHLY INVESTMENT REPORT
 March 31, 2025

Compliance | The City of Colleyville was in compliance with its investment policy and the Public Funds Investment Act. Specifically, the City only purchases securities from brokers who have reviewed the investment policy and signed a statement agreeing to comply with it. The maturity dates of the City's investments will meet the anticipated cash flow needs of the City.

Asset Category	Face Amount/Shares	Market Value	Book Value	% of Portfolio	YTM @ Cost	Days To Maturity
CD Bank 100%	2,375,923.60	2,375,923.60	2,375,923.60	2.88	4.11	85
CD Negotiable (Brokered) 100%	4,861,000.00	4,863,188.88	4,861,000.00	5.90	4.37	383
Operating Cash TBD%	15,786,235.27	15,786,235.27	15,786,235.27	19.15	4.36	1
TX LGIP 75%	49,636,112.54	49,636,112.54	49,636,112.54	60.22	4.32	1
TX LGIP Commerical Paper 5%	1,862,774.62	1,862,774.62	1,862,774.62	2.26	4.46	1
US Agency 75%	8,013,000.00	7,900,660.66	7,900,746.09	9.59	4.30	433
Total / Average	82,535,046.03	82,424,895.57	82,422,792.12	100.00	4.33	67

Mark Wood, Assistant City Manager

5-23-25

Date

Cassie Smith, Finance Director

05/22/2025

Date

Karen Hines, Accounting Manager

5/22/2025

Date



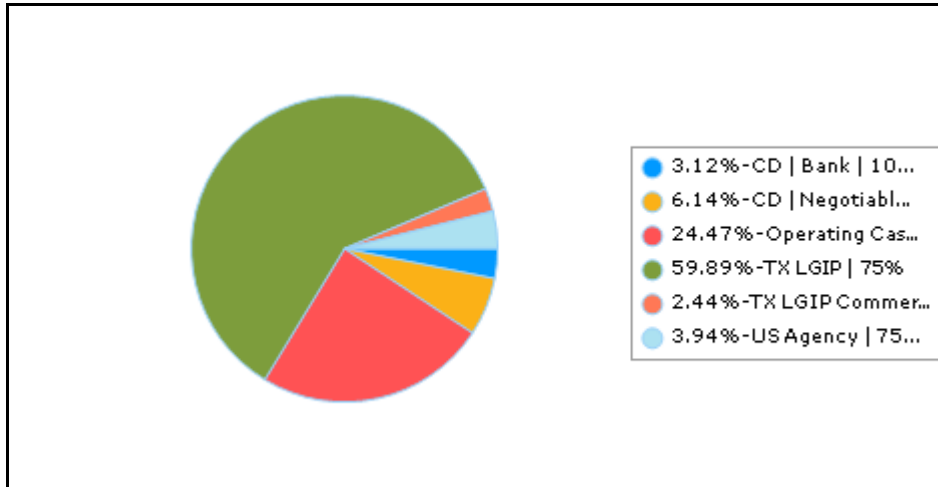
City of Colleyville | TX Distribution by Asset Category - Market Value Investment Policy Compliance

Begin Date: 12/31/2024, End Date: 3/31/2025

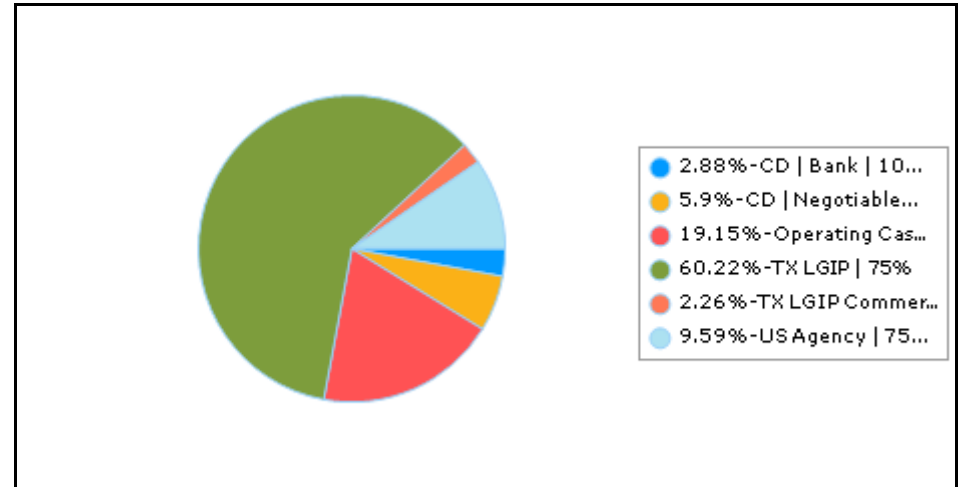
Asset Category Allocation

Asset Category	Market Value 12/31/2024	% of Portfolio 12/31/2024	Market Value 3/31/2025	% of Portfolio 3/31/2025
CD Bank 100%	2,351,561.85	3.12	2,375,923.60	2.88
CD Negotiable (Brokered) 100%	4,626,372.11	6.14	4,863,188.88	5.90
Operating Cash TBD%	18,436,047.39	24.47	15,786,235.27	19.15
TX LGIP 75%	45,128,075.28	59.89	49,636,112.54	60.22
TX LGIP Commerical Paper 5%	1,842,255.65	2.44	1,862,774.62	2.26
US Agency 75%	2,971,375.79	3.94	7,900,660.66	9.59
Total / Average	75,355,688.07	100.00	82,424,895.57	100.00

Portfolio Holdings as of 12/31/2024



Portfolio Holdings as of 3/31/2025



% TBD, pending investment policy clarification

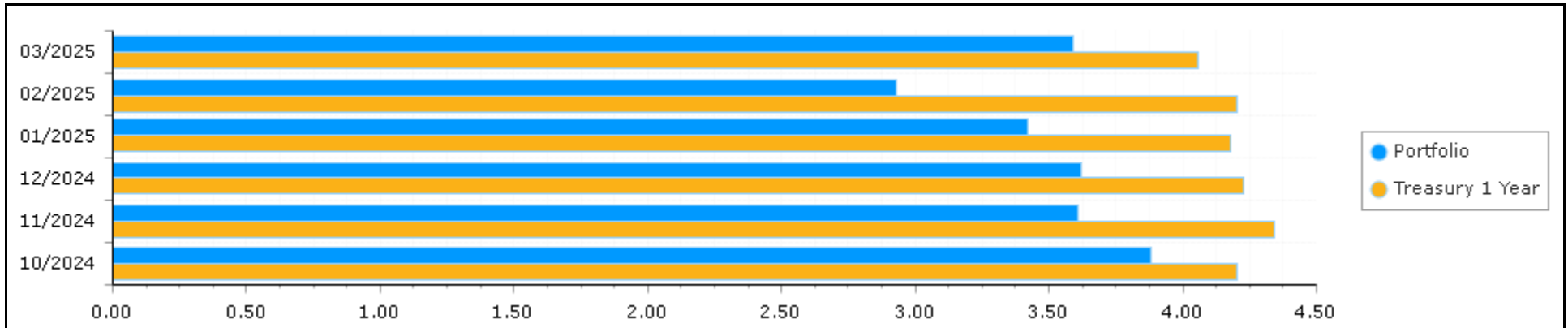


City of Colleyville | TX Total Rate of Return - Book Value by Month All Portfolios

Begin Date: 10/31/2024, End Date: 3/31/2025

Annualized TRR-BV								
Month	Beginning BV + Accrued Interest	Interest Earned During Period-BV	Realized Gain/Loss-BV	Investment Income-BV	Average Capital Base-BV	TRR-BV	Annualized TRR-BV	Treasury 1 Year
10/31/2024	77,133,434.83	240,091.86	0.00	240,091.86	75,479,233.22	0.32	3.88	4.20
11/30/2024	71,727,647.50	210,076.79	0.00	210,076.79	70,940,826.60	0.30	3.61	4.34
12/31/2024	71,255,363.85	212,677.22	0.00	212,677.22	71,669,780.29	0.30	3.62	4.23
1/31/2025	75,428,327.88	211,928.55	0.00	211,928.55	75,482,211.85	0.28	3.42	4.18
2/28/2025	81,172,643.50	200,716.47	0.00	200,716.47	83,396,549.38	0.24	2.93	4.20
3/31/2025	83,751,828.11	245,930.31	0.00	245,930.31	83,561,537.02	0.29	3.59	4.06
Total/Average	77,133,434.83	1,321,421.20	0.00	1,321,421.20	76,233,595.91	1.73	3.50	4.20

Annualized TRR-BV



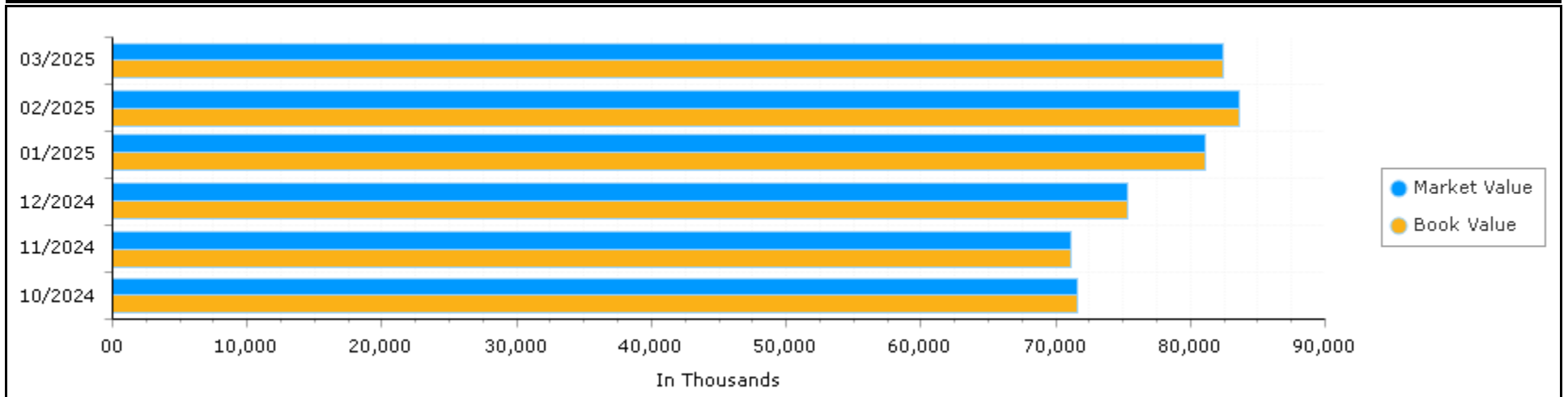


City of Colleyville | TX Portfolio Summary by Month All Portfolios

Begin Date: 10/31/2024, End Date: 3/31/2025

Month	Market Value	Book Value	Unrealized Gain/Loss	YTM @ Cost	YTM @ Market	Duration	Days To Maturity
10/31/2024	71,603,416.54	71,594,613.22	8,803.32	4.79	4.82	0.06	24
11/30/2024	71,167,607.62	71,168,574.16	-966.54	4.67	4.65	0.08	31
12/31/2024	75,355,688.07	75,350,080.48	5,607.59	4.54	4.51	0.08	31
1/31/2025	81,077,223.24	81,080,662.93	-3,439.69	4.41	4.40	0.08	29
2/28/2025	83,635,909.10	83,642,159.09	-6,249.99	4.34	4.34	0.19	71
3/31/2025	82,424,895.57	82,422,792.12	2,103.45	4.33	4.31	0.18	68
Total / Average	77,544,123.36	77,543,147.00	976.36	4.50	4.49	0.11	43

Market Value / Book Value Comparison





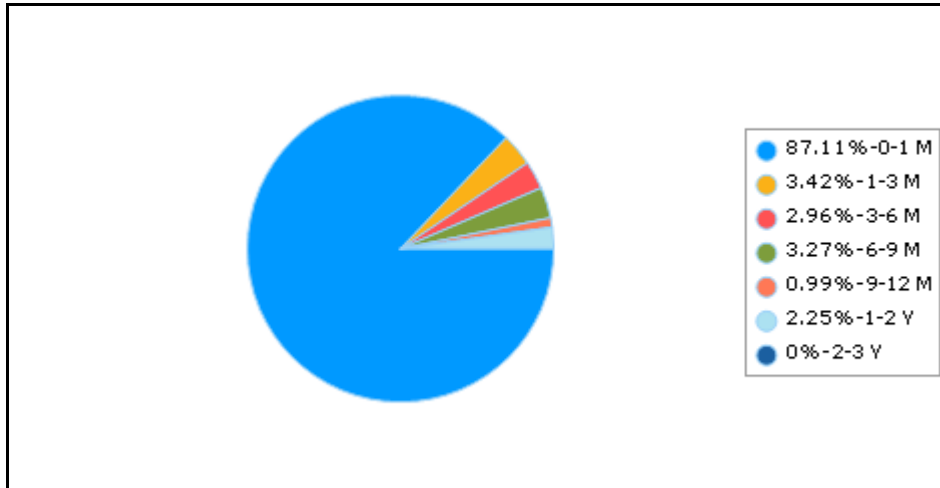
City of Colleyville | TX Distribution by Maturity Range - Market Value All Portfolios

Begin Date: 12/31/2024, End Date: 3/31/2025

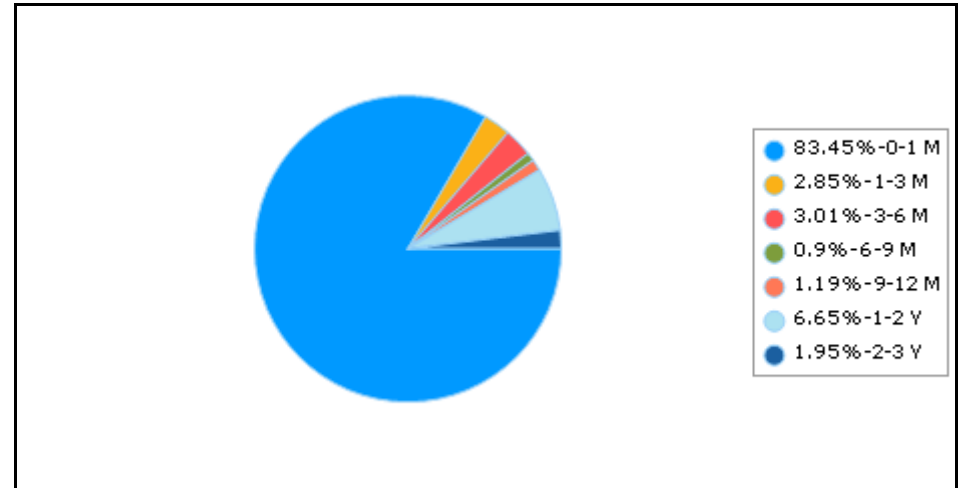
Maturity Range Allocation

Maturity Range	Market Value 12/31/2024	% of Portfolio 12/31/2024	Market Value 3/31/2025	% of Portfolio 3/31/2025
0-1 Month	65,643,418.61	87.11	68,785,791.94	83.45
1-3 Months	2,580,429.16	3.42	2,345,807.96	2.85
3-6 Months	2,227,990.17	2.96	2,484,070.85	3.01
6-9 Months	2,462,033.27	3.27	742,201.44	0.90
9-12 Months	743,213.19	0.99	980,564.63	1.19
1-2 Years	1,698,603.67	2.25	5,480,636.60	6.65
2-3 Years	0.00	0.00	1,605,822.15	1.95
Total / Average	75,355,688.07	100.00	82,424,895.57	100.00

Portfolio Holdings as of 12/31/2024



Portfolio Holdings as of 3/31/2025





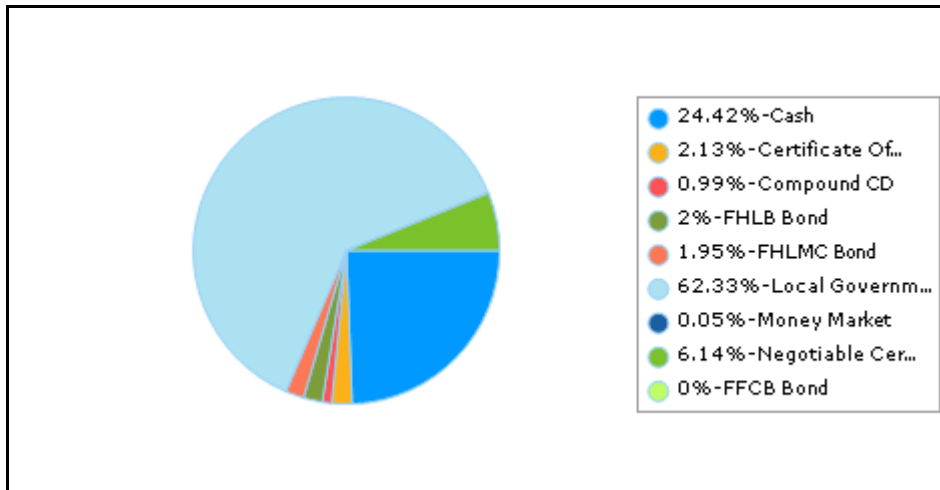
City of Colleyville | TX Distribution by Security Type - Market Value All Portfolios

Begin Date: 12/31/2024, End Date: 3/31/2025

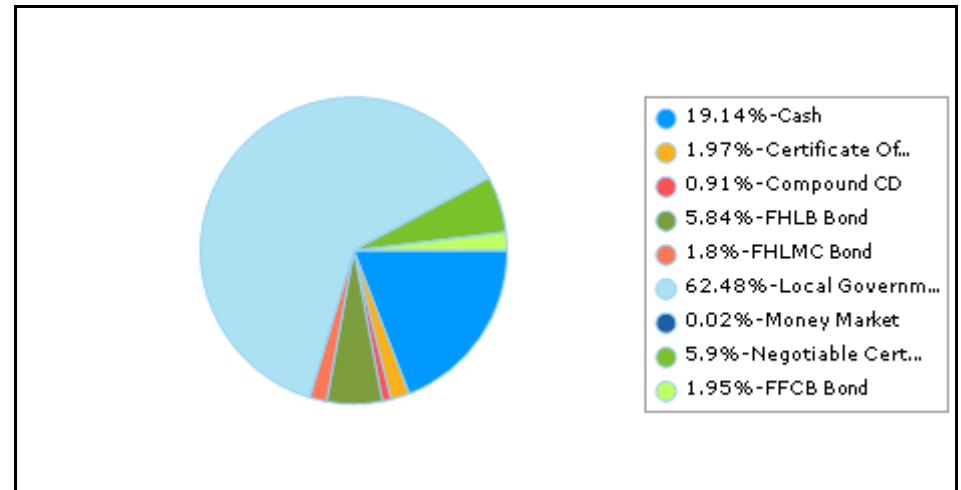
Security Type Allocation

Security Type	Market Value 12/31/2024	% of Portfolio 12/31/2024	Market Value 3/31/2025	% of Portfolio 3/31/2025
Cash	18,401,406.90	24.42	15,773,738.17	19.14
Certificate Of Deposit	1,606,414.99	2.13	1,623,170.12	1.97
Compound CD	745,146.86	0.99	752,753.48	0.91
FHLB Bond	1,503,760.79	2.00	4,812,553.51	5.84
FHLMC Bond	1,467,615.00	1.95	1,482,285.00	1.80
Local Government Investment Pool	46,970,330.93	62.33	51,498,887.16	62.48
Money Market	34,640.49	0.05	12,497.10	0.02
Negotiable Certificate Of Deposit	4,626,372.11	6.14	4,863,188.88	5.90
FFCB Bond	0.00	0.00	1,605,822.15	1.95
Total / Average	75,355,688.07	100.00	82,424,895.57	100.00

Portfolio Holdings as of 12/31/2024



Portfolio Holdings as of 3/31/2025





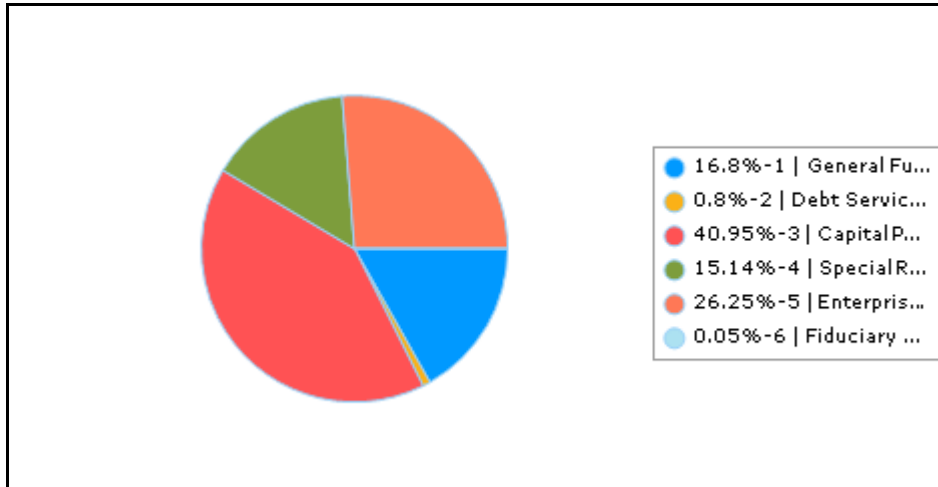
City of Colleyville | TX Distribution by Main Fund - Market Value All Portfolios

Begin Date: 12/31/2024, End Date: 3/31/2025

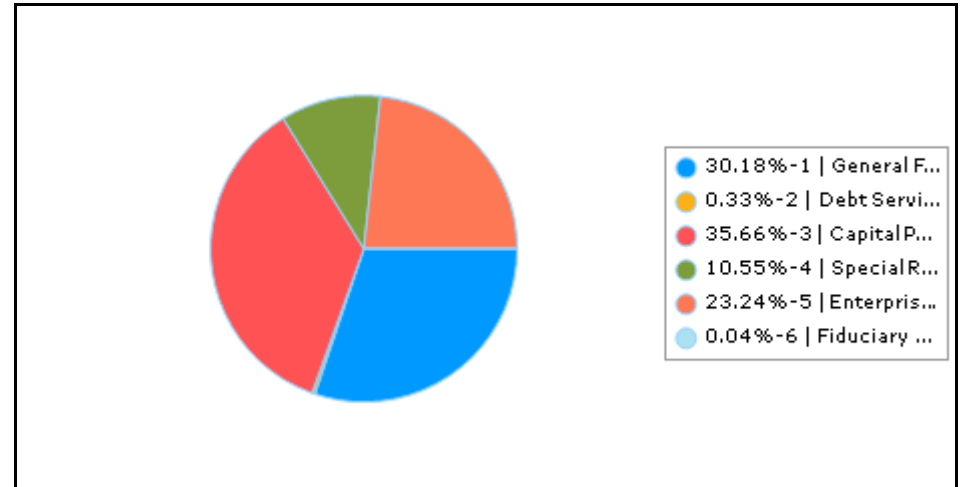
Main Fund Allocation

Main Fund	Market Value 12/31/2024	% of Portfolio 12/31/2024	Market Value 3/31/2025	% of Portfolio 3/31/2025
1 General Fund	12,662,181.94	16.80	24,877,334.67	30.18
2 Debt Service Funds	605,998.10	0.80	270,614.06	0.33
3 Capital Project Funds	30,858,925.70	40.95	29,395,259.17	35.66
4 Special Revenue Funds	11,412,612.52	15.14	8,691,811.07	10.55
5 Enterprise Funds	19,779,620.08	26.25	19,153,514.71	23.24
6 Fiduciary Funds	36,349.73	0.05	36,361.89	0.04
Total / Average	75,355,688.07	100.00	82,424,895.57	100.00

Portfolio Holdings as of 12/31/2024



Portfolio Holdings as of 3/31/2025





City of Colleyville | TX Projected Cash Flow by Month All Portfolios

Begin Date: 04-2025, End Date: 09-2025

Date	CUSIP	Face Amount/Shares	Description	Principal Amount	Interest/Dividends	Total
4/1/2025	08756MAA8	0.00	Bethpage Federal CU NY 5.25 5/13/2025	0.00	1,105.81	1,105.81
4/1/2025	83616HAG9	0.00	SOUND 4.3 2/2/2026	0.00	909.36	909.36
4/7/2025	3133ERVX6	0.00	FFCB 4.06 10/7/2027-25	0.00	32,743.90	32,743.90
4/10/2025	29367RNH5	0.00	Enterprise Bank 4.15 12/10/2026	0.00	835.34	835.34
4/10/2025	29367SLK8	0.00	Enterprise Bank & Trust 4.2 12/10/2025	0.00	888.21	888.21
4/10/2025	32022RYV3	0.00	1ST FINANCIAL BANK USA 4 7/10/2026	0.00	805.15	805.15
4/13/2025	31762FAF6	0.00	Financial Partners 4.35 9/12/2025	0.00	919.94	919.94
4/25/2025	3130B15Z6	1,500,000.00	FHLB 5.2 4/25/2025	1,500,000.00	39,000.00	1,539,000.00
4/26/2025	31944MEE1	0.00	First Carolina Bank 4.15 11/26/2025	0.00	877.64	877.64
4/27/2025	30191MAL1	0.00	FFB Bank 4 11/27/2026	0.00	845.92	845.92
April 2025				1,500,000.00	78,931.27	1,578,931.27
5/1/2025	83616HAG9	0.00	SOUND 4.3 2/2/2026	0.00	880.03	880.03
5/1/2025	08756MAA8	0.00	Bethpage Federal CU NY 5.25 5/13/2025	0.00	1,070.14	1,070.14
5/9/2025	06051XDJ8	237,000.00	Bank of America NC 5.15 5/9/2025	237,000.00	12,205.50	249,205.50
5/10/2025	29367RNH5	0.00	Enterprise Bank 4.15 12/10/2026	0.00	808.40	808.40
5/10/2025	29367SLK8	0.00	Enterprise Bank & Trust 4.2 12/10/2025	0.00	859.56	859.56
5/10/2025	32022RYV3	0.00	1ST FINANCIAL BANK USA 4 7/10/2026	0.00	779.18	779.18
5/13/2025	31762FAF6	0.00	Financial Partners 4.35 9/12/2025	0.00	890.26	890.26
5/13/2025	08756MAA8	248,000.00	Bethpage Federal CU NY 5.25 5/13/2025	248,000.00	428.05	248,428.05
5/15/2025	05612LCL4	0.00	BMW Bank of North America 4.05 11/16/2026	0.00	4,920.47	4,920.47
5/20/2025	CD0838-F	1,623,170.12	Frost Bank 4.09 5/20/2025	1,623,170.12	16,369.56	1,639,539.68
5/21/2025	949764NQ3	237,000.00	Wells Fargo Bank SD 5.25 5/21/2025	237,000.00	12,442.50	249,442.50
5/24/2025	05584CNT9	0.00	Bank of NY Mellon PA 5.1 11/24/2025	0.00	6,145.57	6,145.57
5/26/2025	31944MEE1	0.00	First Carolina Bank 4.15 11/26/2025	0.00	849.33	849.33
5/27/2025	61690DB49	0.00	Morgan Stanley Bank 4.15 11/27/2026	0.00	5,021.39	5,021.39



City of Colleyville | TX Projected Cash Flow by Month All Portfolios

Begin Date: 04-2025, End Date: 09-2025

Date	CUSIP	Face Amount/Shares	Description	Principal Amount	Interest/Dividends	Total
5/27/2025	30191MAL1	0.00	FFB Bank 4 11/27/2026	0.00	818.63	818.63
May 2025				2,345,170.12	64,488.57	2,409,658.69
6/1/2025	83616HAG9	0.00	SOUND 4.3 2/2/2026	0.00	909.36	909.36
6/9/2025	CD1584-D	0.00	Simmons Bank 4.14 9/9/2025	0.00	7,855.04	7,855.04
6/10/2025	29367RNH5	0.00	Enterprise Bank 4.15 12/10/2026	0.00	835.34	835.34
6/10/2025	29367SLK8	0.00	Enterprise Bank & Trust 4.2 12/10/2025	0.00	888.21	888.21
6/10/2025	32022RYV3	0.00	1ST FINANCIAL BANK USA 4 7/10/2026	0.00	805.15	805.15
6/11/2025	68405VCV9	0.00	Optum Bank, Inc 4.15 12/11/2026	0.00	4,966.36	4,966.36
6/13/2025	31762FAF6	0.00	Financial Partners 4.35 9/12/2025	0.00	919.94	919.94
6/24/2025	38150VF61	0.00	Goldman Sachs Bank USA 4 6/24/2026	0.00	4,786.85	4,786.85
6/26/2025	31944MEE1	0.00	First Carolina Bank 4.15 11/26/2025	0.00	877.64	877.64
6/27/2025	30191MAL1	0.00	FFB Bank 4 11/27/2026	0.00	845.92	845.92
6/30/2025	3130AMSS2	0.00	FHLB 1.05 6/30/2026-23	0.00	12,600.00	12,600.00
June 2025				0.00	36,289.81	36,289.81
7/1/2025	83616HAG9	0.00	SOUND 4.3 2/2/2026	0.00	880.03	880.03
7/10/2025	29367RNH5	0.00	Enterprise Bank 4.15 12/10/2026	0.00	808.40	808.40
7/10/2025	29367SLK8	0.00	Enterprise Bank & Trust 4.2 12/10/2025	0.00	859.56	859.56
7/10/2025	32022RYV3	0.00	1ST FINANCIAL BANK USA 4 7/10/2026	0.00	779.18	779.18
7/13/2025	31762FAF6	0.00	Financial Partners 4.35 9/12/2025	0.00	890.26	890.26
7/21/2025	3137EAEU9	1,500,000.00	FHLMC 0.375 7/21/2025	1,500,000.00	2,812.50	1,502,812.50
7/26/2025	31944MEE1	0.00	First Carolina Bank 4.15 11/26/2025	0.00	849.33	849.33
7/27/2025	30191MAL1	0.00	FFB Bank 4 11/27/2026	0.00	818.63	818.63
July 2025				1,500,000.00	8,697.89	1,508,697.89
8/1/2025	83616HAG9	0.00	SOUND 4.3 2/2/2026	0.00	909.36	909.36
8/10/2025	29367RNH5	0.00	Enterprise Bank 4.15 12/10/2026	0.00	835.34	835.34



City of Colleyville | TX Projected Cash Flow by Month All Portfolios

Begin Date: 04-2025, End Date: 09-2025

Date	CUSIP	Face Amount/Shares	Description	Principal Amount	Interest/Dividends	Total
8/10/2025	29367SLK8	0.00	Enterprise Bank & Trust 4.2 12/10/2025	0.00	888.21	888.21
8/10/2025	32022RYV3	0.00	1ST FINANCIAL BANK USA 4 7/10/2026	0.00	805.15	805.15
8/12/2025	3130B54H8	0.00	FHLB 4.53 2/12/2027-25	0.00	22,524.17	22,524.17
8/13/2025	31762FAF6	0.00	Financial Partners 4.35 9/12/2025	0.00	919.94	919.94
8/26/2025	31944MEE1	0.00	First Carolina Bank 4.15 11/26/2025	0.00	877.64	877.64
8/26/2025	02589AGP1	0.00	American Express 4.2 2/26/2027	0.00	4,936.09	4,936.09
8/26/2025	61776NMA8	0.00	Morgan Stanley Bank 4.25 2/26/2027	0.00	5,058.08	5,058.08
8/27/2025	30191MAL1	0.00	FFB Bank 4 11/27/2026	0.00	845.92	845.92
August 2025				0.00	38,599.90	38,599.90
9/1/2025	83616HAG9	0.00	SOUND 4.3 2/2/2026	0.00	909.36	909.36
9/6/2025	320437AH9	0.00	First Guaranty Bank 4.15 3/6/2026	0.00	5,104.61	5,104.61
9/9/2025	CD1584-D	752,753.48	Simmons Bank 4.14 9/9/2025	752,753.48	7,855.04	760,608.52
9/10/2025	29367RNH5	0.00	Enterprise Bank 4.15 12/10/2026	0.00	835.34	835.34
9/10/2025	29367SLK8	0.00	Enterprise Bank & Trust 4.2 12/10/2025	0.00	888.21	888.21
9/10/2025	32022RYV3	0.00	1ST FINANCIAL BANK USA 4 7/10/2026	0.00	805.15	805.15
9/12/2025	31762FAF6	249,000.00	Financial Partners 4.35 9/12/2025	249,000.00	890.26	249,890.26
9/26/2025	31944MEE1	0.00	First Carolina Bank 4.15 11/26/2025	0.00	877.64	877.64
9/27/2025	30191MAL1	0.00	FFB Bank 4 11/27/2026	0.00	845.92	845.92
September 2025				1,001,753.48	19,011.53	1,020,765.01
TOTAL				6,346,923.60	246,018.97	6,592,942.57



City of Colleyville | TX Portfolio Holdings by Asset Category Investment Policy Compliance

Date: 3/31/2025

Description	Face Amount / Shares	Settlement Date	Cost Value	Market Price	Market Value	% Portfolio	Credit Rating	Days To Call/Maturity
CUSIP		YTM @ Cost	Book Value	YTM @ Market	Accrued Interest	Unre. Gain/Loss	Credit Rating	Duration To Maturity
CD Bank 100%								
Frost Bank 4.09 5/20/2025		2/19/2025	1,623,170.12	100.00	1,623,170.12	1.97%	NR	50
CD0838-F	1,623,170.12	4.09	1,623,170.12	4.09	7,275.36	0.00	NR	0.14
Simmons Bank 4.14 9/9/2025		9/9/2024	752,753.48	100.00	752,753.48	0.91%	NR	162
CD1584-D	752,753.48	4.14	752,753.48	4.14	1,878.38	0.00	NR	0.44
			2,375,923.60		2,375,923.60	2.88%		85
Sub Total CD Bank 100%	2,375,923.60	4.11	2,375,923.60	4.11	9,153.74	0.00		0.24
CD Negotiable (Brokered) 100%								
1ST FINANCIAL BANK USA 4 7/10/2026		1/10/2025	237,000.00	99.89	236,736.93	0.29%	FDIC Insured	466
32022RYV3	237,000.00	4.00	237,000.00	4.09	545.42	-263.07	FDIC Insured	1.24
American Express 4.2 2/26/2027		2/26/2025	237,000.00	100.20	237,483.48	0.29%	FDIC Insured	697
02589AGP1	237,000.00	4.20	237,000.00	4.09	899.95	483.48	FDIC Insured	1.85
Bank of America NC 5.15 5/9/2025		5/9/2024	237,000.00	100.07	237,165.90	0.29%	FDIC Insured	39
06051XDJ8	237,000.00	5.15	237,000.00	4.29	10,901.35	165.90	FDIC Insured	0.11
Bank of NY Mellon PA 5.1 11/24/2025		5/24/2024	243,000.00	100.56	244,360.80	0.29%	FDIC Insured	238
05584CNT9	243,000.00	5.10	243,000.00	4.21	4,312.08	1,360.80	FDIC Insured	0.64
Bethpage Federal CU NY 5.25 5/13/2025		5/13/2024	248,000.00	100.09	248,220.72	0.3%	NCUA Insured	43
08756MAA8	248,000.00	5.25	248,000.00	4.50	1,070.14	220.72	NCUA Insured	0.12
BMW Bank of North America 4.05 11/16/2026		11/15/2024	245,000.00	99.98	244,951.00	0.3%	FDIC Insured	595
05612LCL4	245,000.00	4.05	245,000.00	4.06	3,697.15	-49.00	FDIC Insured	1.57
Enterprise Bank & Trust 4.2 12/10/2025		9/10/2024	249,000.00	100.00	248,997.51	0.3%	FDIC Insured	254
29367SLK8	249,000.00	4.20	249,000.00	4.20	601.69	-2.49	FDIC Insured	0.68
Enterprise Bank 4.15 12/10/2026		12/10/2024	237,000.00	100.10	237,244.11	0.29%	FDIC Insured	619
29367RNH5	237,000.00	4.15	237,000.00	4.09	565.88	244.11	FDIC Insured	1.63
FFB Bank 4 11/27/2026		11/27/2024	249,000.00	99.39	247,486.08	0.3%	FDIC Insured	606
30191MAL1	249,000.00	4.00	249,000.00	4.38	109.15	-1,513.92	FDIC Insured	1.6



City of Colleyville | TX Portfolio Holdings by Asset Category Investment Policy Compliance

Date: 3/31/2025

Description	Face Amount / Shares	Settlement Date	Cost Value	Market Price	Market Value	% Portfolio	Credit Rating	Days To Call/Maturity
CUSIP		YTM @ Cost	Book Value	YTM @ Market	Accrued Interest	Unre. Gain/Loss	Credit Rating	Duration To Maturity
Financial Partners 4.35 9/12/2025		9/13/2024	249,000.00	100.01	249,032.37	0.3%	FDIC Insured	165
31762FAF6	249,000.00	4.35	249,000.00	4.32	534.16	32.37	FDIC Insured	0.44
First Carolina Bank 4.15 11/26/2025		11/26/2024	249,000.00	99.94	248,843.13	0.3%	FDIC Insured	240
31944MEE1	249,000.00	4.15	249,000.00	4.25	141.55	-156.87	FDIC Insured	0.65
First Guaranty Bank 4.15 3/6/2026		9/6/2024	244,000.00	99.99	243,980.48	0.3%	FDIC Insured	340
320437AH9	244,000.00	4.15	244,000.00	4.16	693.56	-19.52	FDIC Insured	0.92
Goldman Sachs Bank USA 4 6/24/2026		12/24/2024	240,000.00	99.88	239,704.80	0.29%	FDIC Insured	450
38150VF61	240,000.00	4.00	240,000.00	4.10	2,551.23	-295.20	FDIC Insured	1.2
Mizuho Bank USA Instl 4.25 3/12/2026		3/12/2025	248,000.00	100.13	248,322.40	0.3%	FDIC Insured	346
60700PLY5	248,000.00	4.25	248,000.00	4.10	548.66	322.40	FDIC Insured	0.95
Morgan Stanley Bank 4.15 11/27/2026		11/27/2024	244,000.00	100.10	244,231.80	0.3%	FDIC Insured	606
61690DB49	244,000.00	4.15	244,000.00	4.09	3,440.07	231.80	FDIC Insured	1.6
Morgan Stanley Bank 4.25 2/26/2027		2/26/2025	240,000.00	100.30	240,708.00	0.29%	FDIC Insured	697
61776NMA8	240,000.00	4.25	240,000.00	4.09	922.19	708.00	FDIC Insured	1.85
Optum Bank, Inc 4.15 12/11/2026		12/11/2024	240,000.00	100.09	240,206.40	0.29%	FDIC Insured	620
68405VCV9	240,000.00	4.15	240,000.00	4.09	3,001.64	206.40	FDIC Insured	1.64
Rockland Fed Credit Union 4.3 1/30/2026		1/30/2025	239,000.00	100.00	238,992.83	0.29%	FDIC Insured	305
77357DAL2	239,000.00	4.30	239,000.00	4.27	1,689.37	-7.17	FDIC Insured	0.84
SOUND 4.3 2/2/2026		1/31/2025	249,000.00	100.11	249,268.92	0.3%	FDIC Insured	308
83616HAG9	249,000.00	4.30	249,000.00	4.17	880.03	268.92	FDIC Insured	0.82
Wells Fargo Bank SD 5.25 5/21/2025		5/21/2024	237,000.00	100.11	237,251.22	0.29%	FDIC Insured	51
949764NQ3	237,000.00	5.25	237,000.00	4.29	10,703.96	251.22	FDIC Insured	0.14
Sub Total CD Negotiable (Brokered) 100%	4,861,000.00	4.37	4,861,000.00	4.19	47,809.23	2,188.88		1.02
Operating Cash TBD%								



City of Colleyville | TX Portfolio Holdings by Asset Category Investment Policy Compliance

Date: 3/31/2025

Description	Face Amount / Shares	Settlement Date	Cost Value	Market Price	Market Value	% Portfolio	Credit Rating	Days To Call/Maturity
CUSIP		YTM @ Cost	Book Value	YTM @ Market	Accrued Interest	Unre. Gain/Loss	Credit Rating	Duration To Maturity
Frost Cash CEDC Cash		6/30/2024	2,018,516.05	100.00	2,018,516.05	2.45%	NR	1
FROSTCASH1429	2,018,516.05	4.36	2,018,516.05	4.36		0.00	NR	0
Frost Cash Operating Cash		6/30/2024	380,552.37	100.00	380,552.37	0.46%	NR	1
FROSTCASH1402	380,552.37	4.36	380,552.37	4.36		0.00	NR	0
Frost Cash Operating Cash		6/30/2024	892,865.75	100.00	892,865.75	1.08%	NR	1
FROSTCASH1402	892,865.75	4.36	892,865.75	4.36		0.00	NR	0
Frost Cash Operating Cash		6/30/2024	-14,720.49	100.00	-14,720.49	-0.02%	NR	1
FROSTCASH1402	-14,720.49	4.36	-14,720.49	4.36		0.00	NR	0
Frost Cash Operating Cash		6/30/2024	5,253,293.23	100.00	5,253,293.23	6.37%	NR	1
FROSTCASH1402	5,253,293.23	4.36	5,253,293.23	4.36		0.00	NR	0
Frost Cash Operating Cash		6/30/2024	48,394.39	100.00	48,394.39	0.06%	NR	1
FROSTCASH1402	48,394.39	4.36	48,394.39	4.36		0.00	NR	0
Frost Cash Operating Cash		6/30/2024	35,136.71	100.00	35,136.71	0.04%	NR	1
FROSTCASH1402	35,136.71	4.36	35,136.71	4.36		0.00	NR	0
Frost Cash Operating Cash		6/30/2024	1,072,804.57	100.00	1,072,804.57	1.3%	NR	1
FROSTCASH1402	1,072,804.57	4.36	1,072,804.57	4.36		0.00	NR	0
Frost Cash Operating Cash		6/30/2024	18,152.37	100.00	18,152.37	0.02%	NR	1
FROSTCASH1402	18,152.37	4.36	18,152.37	4.36		0.00	NR	0
Frost Cash Operating Cash		6/30/2024	646,900.14	100.00	646,900.14	0.78%	NR	1
FROSTCASH1402	646,900.14	4.36	646,900.14	4.36		0.00	NR	0
Frost Cash Operating Cash		6/30/2024	62,966.57	100.00	62,966.57	0.08%	NR	1
FROSTCASH1402	62,966.57	4.36	62,966.57	4.36		0.00	NR	0
Frost Cash Operating Cash		6/30/2024	270,614.06	100.00	270,614.06	0.33%	NR	1
FROSTCASH1402	270,614.06	4.36	270,614.06	4.36		0.00	NR	0



City of Colleyville | TX Portfolio Holdings by Asset Category Investment Policy Compliance

Date: 3/31/2025

Description	Face Amount / Shares	Settlement Date	Cost Value	Market Price	Market Value	% Portfolio	Credit Rating	Days To Call/Maturity
CUSIP		YTM @ Cost	Book Value	YTM @ Market	Accrued Interest	Unre. Gain/Loss	Credit Rating	Duration To Maturity
Frost Cash Operating Cash		6/30/2024	12,816.87	100.00	12,816.87	0.02%	NR	1
FROSTCASH1402	12,816.87	4.36	12,816.87	4.36		0.00	NR	0
Frost Cash Operating Cash		6/30/2024	2,032.68	100.00	2,032.68	0%	NR	1
FROSTCASH1402	2,032.68	4.36	2,032.68	4.36		0.00	NR	0
Frost Cash Operating Cash		6/30/2024	72,131.46	100.00	72,131.46	0.09%	NR	1
FROSTCASH1402	72,131.46	4.36	72,131.46	4.36		0.00	NR	0
Frost Cash Operating Cash		6/30/2024	467,762.04	100.00	467,762.04	0.57%	NR	1
FROSTCASH1402	467,762.04	4.36	467,762.04	4.36		0.00	NR	0
Frost Cash Operating Cash		6/30/2024	-415,136.37	100.00	-415,136.37	-0.5%	NR	1
FROSTCASH1402	-415,136.37	4.36	-415,136.37	4.36		0.00	NR	0
Frost Cash Operating Cash		6/30/2024	15,057.56	100.00	15,057.56	0.02%	NR	1
FROSTCASH1402	15,057.56	4.36	15,057.56	4.36		0.00	NR	0
Frost Cash Operating Cash		6/30/2024	35,054.80	100.00	35,054.80	0.04%	NR	1
FROSTCASH1402	35,054.80	4.36	35,054.80	4.36		0.00	NR	0
Frost Cash Operating Cash		6/30/2024	21,368.12	100.00	21,368.12	0.03%	NR	1
FROSTCASH1402	21,368.12	4.36	21,368.12	4.36		0.00	NR	0
Frost Cash Operating Cash		6/30/2024	9,382.01	100.00	9,382.01	0.01%	NR	1
FROSTCASH1402	9,382.01	4.36	9,382.01	4.36		0.00	NR	0
Frost Cash Operating Cash		6/30/2024	73,582.02	100.00	73,582.02	0.09%	NR	1
FROSTCASH1402	73,582.02	4.36	73,582.02	4.36		0.00	NR	0
Frost Cash Operating Cash		6/30/2024	141,597.65	100.00	141,597.65	0.17%	NR	1
FROSTCASH1402	141,597.65	4.36	141,597.65	4.36		0.00	NR	0
Frost Cash Operating Cash		6/30/2024	517,935.53	100.00	517,935.53	0.63%	NR	1
FROSTCASH1402	517,935.53	4.36	517,935.53	4.36		0.00	NR	0



City of Colleyville | TX Portfolio Holdings by Asset Category Investment Policy Compliance

Date: 3/31/2025

Description	Face Amount / Shares	Settlement Date	Cost Value	Market Price	Market Value	% Portfolio	Credit Rating	Days To Call/Maturity
CUSIP		YTM @ Cost	Book Value	YTM @ Market	Accrued Interest	Unre. Gain/Loss	Credit Rating	Duration To Maturity
Frost Cash Operating Cash		6/30/2024	520,128.61	100.00	520,128.61	0.63%	NR	1
FROSTCASH1402	520,128.61	4.36	520,128.61	4.36		0.00	NR	0
Frost Cash Operating Cash		6/30/2024	2,752,138.92	100.00	2,752,138.92	3.34%	NR	1
FROSTCASH1402	2,752,138.92	4.36	2,752,138.92	4.36		0.00	NR	0
Frost Cash Operating Cash		6/30/2024	146,550.26	100.00	146,550.26	0.18%	NR	1
FROSTCASH1402	146,550.26	4.36	146,550.26	4.36		0.00	NR	0
Frost Cash Operating Cash		6/30/2024	630,185.44	100.00	630,185.44	0.76%	NR	1
FROSTCASH1402	630,185.44	4.36	630,185.44	4.36		0.00	NR	0
Frost Cash Operating Cash		6/30/2024	19,774.57	100.00	19,774.57	0.02%	NR	1
FROSTCASH1402	19,774.57	4.36	19,774.57	4.36		0.00	NR	0
Frost Cash Operating Cash		6/30/2024	40,335.46	100.00	40,335.46	0.05%	NR	1
FROSTCASH1402	40,335.46	4.36	40,335.46	4.36		0.00	NR	0
Frost Cash Operating Cash		6/30/2024	12,856.83	100.00	12,856.83	0.02%	NR	1
FROSTCASH1402	12,856.83	4.36	12,856.83	4.36		0.00	NR	0
Frost Cash Operating Cash		6/30/2024	12,707.99	100.00	12,707.99	0.02%	NR	1
FROSTCASH1402	12,707.99	4.36	12,707.99	4.36		0.00	NR	0
Multi-Bank Securities MM		6/30/2024	12,497.10	100.00	12,497.10	0.02%	NR	1
MBS8852	12,497.10	0.10	12,497.10	0.10		0.00	NR	0
Sub Total Operating Cash TBD%	15,786,235.27	4.36	15,786,235.27	4.36	15,786,235.27	19.16%		0
TX LGIP 75%								
Texas CLASS LGIP		6/30/2024	2,651,854.21	100.00	2,651,854.21	3.22%	NR	1
TEXASCLASS4001	2,651,854.21	4.25	2,651,854.21	4.25		0.00	NR	0
Texas CLASS LGIP		6/30/2024	4,358,334.79	100.00	4,358,334.79	5.29%	NR	1
TEXASCLASS4001	4,358,334.79	4.25	4,358,334.79	4.25		0.00	NR	0



City of Colleyville | TX Portfolio Holdings by Asset Category Investment Policy Compliance

Date: 3/31/2025

Description	Face Amount / Shares	Settlement Date	Cost Value	Market Price	Market Value	% Portfolio	Credit Rating	Days To Call/Maturity
CUSIP		YTM @ Cost	Book Value	YTM @ Market	Accrued Interest	Unre. Gain/Loss	Credit Rating	Duration To Maturity
Texas CLASS LGIP		6/30/2024	2,111,231.57	100.00	2,111,231.57	2.56%	NR	1
TEXASCLASS4001	2,111,231.57	4.25	2,111,231.57	4.25		0.00	NR	0
TexasStar LGIP		6/30/2024	6,909.74	100.00	6,909.74	0.01%	NR	1
TEXSTAR1110	6,909.74	4.34	6,909.74	4.34		0.00	NR	0
TexasStar LGIP		6/30/2024	2,970,263.18	100.00	2,970,263.18	3.6%	NR	1
TEXSTAR1110	2,970,263.18	4.34	2,970,263.18	4.34		0.00	NR	0
TexasStar LGIP		6/30/2024	1,117,215.11	100.00	1,117,215.11	1.36%	NR	1
TEXSTAR1110	1,117,215.11	4.34	1,117,215.11	4.34		0.00	NR	0
TexasStar LGIP		6/30/2024	1,160,117.20	100.00	1,160,117.20	1.41%	NR	1
TEXSTAR1110	1,160,117.20	4.34	1,160,117.20	4.34		0.00	NR	0
TexasStar LGIP		6/30/2024	3,770.45	100.00	3,770.45	0%	NR	1
TEXSTAR1110	3,770.45	4.34	3,770.45	4.34		0.00	NR	0
TexasStar LGIP		6/30/2024	1,119,725.07	100.00	1,119,725.07	1.36%	NR	1
TEXSTAR1110	1,119,725.07	4.34	1,119,725.07	4.34		0.00	NR	0
TexasStar LGIP		6/30/2024	907,823.49	100.00	907,823.49	1.1%	NR	1
TEXSTAR1110	907,823.49	4.34	907,823.49	4.34		0.00	NR	0
TexasStar LGIP		6/30/2024	561,788.77	100.00	561,788.77	0.68%	NR	1
TEXSTAR1110	561,788.77	4.34	561,788.77	4.34		0.00	NR	0
TexasStar LGIP		6/30/2024	272,781.05	100.00	272,781.05	0.33%	NR	1
TEXSTAR1110	272,781.05	4.34	272,781.05	4.34		0.00	NR	0
TexasStar LGIP		6/30/2024	10,431.63	100.00	10,431.63	0.01%	NR	1
TEXSTAR1110	10,431.63	4.34	10,431.63	4.34		0.00	NR	0
TexasStar LGIP		6/30/2024	5,120,034.37	100.00	5,120,034.37	6.21%	NR	1
TEXSTAR1110	5,120,034.37	4.34	5,120,034.37	4.34		0.00	NR	0



City of Colleyville | TX Portfolio Holdings by Asset Category Investment Policy Compliance

Date: 3/31/2025

Description	Face Amount / Shares	Settlement Date	Cost Value	Market Price	Market Value	% Portfolio	Credit Rating	Days To Call/Maturity
CUSIP		YTM @ Cost	Book Value	YTM @ Market	Accrued Interest	Unre. Gain/Loss	Credit Rating	Duration To Maturity
TexasStar LGIP		6/30/2024	288,001.43	100.00	288,001.43	0.35%	NR	1
TEXSTAR1110	288,001.43	4.34	288,001.43	4.34		0.00	NR	0
TexPool LGIP		6/30/2024	813,808.18	100.00	813,808.18	0.99%	NR	1
TEXPOOL0001	813,808.18	4.34	813,808.18	4.34		0.00	NR	0
TexPool LGIP		6/30/2024	721,338.55	100.00	721,338.55	0.88%	NR	1
TEXPOOL0001	721,338.55	4.34	721,338.55	4.34		0.00	NR	0
TexPool LGIP		6/30/2024	2,367,211.87	100.00	2,367,211.87	2.87%	NR	1
TEXPOOL0001	2,367,211.87	4.34	2,367,211.87	4.34		0.00	NR	0
TexPool LGIP		6/30/2024	575,311.22	100.00	575,311.22	0.7%	NR	1
TEXPOOL0001	575,311.22	4.34	575,311.22	4.34		0.00	NR	0
TexPool LGIP		6/30/2024	11,029.79	100.00	11,029.79	0.01%	NR	1
TEXPOOL0001	11,029.79	4.34	11,029.79	4.34		0.00	NR	0
TexPool LGIP		6/30/2024	4,030,487.85	100.00	4,030,487.85	4.89%	NR	1
TEXPOOL0001	4,030,487.85	4.34	4,030,487.85	4.34		0.00	NR	0
TexPool LGIP		6/30/2024	2,237,961.52	100.00	2,237,961.52	2.72%	NR	1
TEXPOOL0001	2,237,961.52	4.34	2,237,961.52	4.34		0.00	NR	0
TexPool LGIP		6/30/2024	7,628,727.53	100.00	7,628,727.53	9.26%	NR	1
TEXPOOL0001	7,628,727.53	4.34	7,628,727.53	4.34		0.00	NR	0
TexPool LGIP		6/30/2024	995,664.48	100.00	995,664.48	1.21%	NR	1
TEXPOOL0001	995,664.48	4.34	995,664.48	4.34		0.00	NR	0
TexPool LGIP		6/30/2024	73,725.12	100.00	73,725.12	0.09%	NR	1
TEXPOOL0001	73,725.12	4.34	73,725.12	4.34		0.00	NR	0
TexPool LGIP		6/30/2024	4,565,310.02	100.00	4,565,310.02	5.54%	NR	1
TEXPOOL0001	4,565,310.02	4.34	4,565,310.02	4.34		0.00	NR	0



City of Colleyville | TX Portfolio Holdings by Asset Category Investment Policy Compliance

Date: 3/31/2025

Description	Face Amount / Shares	Settlement Date	Cost Value	Market Price	Market Value	% Portfolio	Credit Rating	Days To Call/Maturity
CUSIP		YTM @ Cost	Book Value	YTM @ Market	Accrued Interest	Unre. Gain/Loss	Credit Rating	Duration To Maturity
TexPool LGIP		6/30/2024	2,752,250.41	100.00	2,752,250.41	3.34%	NR	1
TEXPOOL0001	2,752,250.41	4.34	2,752,250.41	4.34		0.00	NR	0
TexPool LGIP		6/30/2024	203,003.94	100.00	203,003.94	0.25%	NR	1
TEXPOOL0001	203,003.94	4.34	203,003.94	4.34		0.00	NR	0
Sub Total TX LGIP 75%	49,636,112.54	4.32	49,636,112.54	4.32	49,636,112.54	60.24%	0.00	0
TX LGIP Commerical Paper 5%								
LOGIC CEDC LGIP		6/30/2024	525,023.45	100.00	525,023.45	0.64%	NR	1
LOGIC8010	525,023.45	4.46	525,023.45	4.46		0.00	NR	0
LOGIC LGIP		6/30/2024	785,553.83	100.00	785,553.83	0.95%	NR	1
LOGIC4001	785,553.83	4.46	785,553.83	4.46		0.00	NR	0
LOGIC LGIP		6/30/2024	38,508.16	100.00	38,508.16	0.05%	NR	1
LOGIC4001	38,508.16	4.46	38,508.16	4.46		0.00	NR	0
LOGIC LGIP		6/30/2024	94,804.08	100.00	94,804.08	0.12%	NR	1
LOGIC4001	94,804.08	4.46	94,804.08	4.46		0.00	NR	0
LOGIC LGIP		6/30/2024	173,345.60	100.00	173,345.60	0.21%	NR	1
LOGIC4001	173,345.60	4.46	173,345.60	4.46		0.00	NR	0
LOGIC LGIP		6/30/2024	216,396.38	100.00	216,396.38	0.26%	NR	1
LOGIC4001	216,396.38	4.46	216,396.38	4.46		0.00	NR	0
LOGIC LGIP		6/30/2024	1,496.83	100.00	1,496.83	0%	NR	1
LOGIC4001	1,496.83	4.46	1,496.83	4.46		0.00	NR	0
LOGIC LGIP		6/30/2024	27,646.29	100.00	27,646.29	0.03%	NR	1
LOGIC4001	27,646.29	4.46	27,646.29	4.46		0.00	NR	0
Sub Total TX LGIP Commerical Paper 5%	1,862,774.62	4.46	1,862,774.62	4.46	1,862,774.62	2.26%	0.00	0
US Agency 75%								



City of Colleyville | TX Portfolio Holdings by Asset Category Investment Policy Compliance

Date: 3/31/2025

Description	Face Amount / Shares	Settlement Date	Cost Value	Market Price	Market Value	% Portfolio	Credit Rating	Days To Call/Maturity
CUSIP		YTM @ Cost	Book Value	YTM @ Market	Accrued Interest	Unre. Gain/Loss	Credit Rating	Duration To Maturity
FFCB 4.06 10/7/2027-25		2/26/2025	1,604,935.00	99.56	1,605,822.15	1.95%	Moodys-Aaa	190
3133ERVX6	1,613,000.00	4.26	1,605,234.97	4.25	31,652.44	587.18	S&P-AA+	2.37
FHLB 1.05 6/30/2026-23		2/26/2025	2,305,680.00	96.36	2,312,664.00	2.81%	Moodys-Aaa	91
3130AMSS2	2,400,000.00	4.08	2,312,500.66	4.06	6,300.00	163.34	S&P-AA+	1.24
FHLB 4.53 2/12/2027-25		2/26/2025	1,000,000.00	99.92	999,220.00	1.21%	Moodys-Aaa	42
3130B54H8	1,000,000.00	4.53	1,000,000.00	4.57	6,040.00	-780.00	None	1.8
FHLB 5.2 4/25/2025		8/29/2024	1,506,809.94	100.04	1,500,669.51	1.82%	Moodys-Aaa	25
3130B15Z6	1,500,000.00	4.48	1,500,692.54	4.43	33,800.00	-23.03	S&P-AA+	0.07
FHLMC 0.375 7/21/2025		8/29/2024	1,448,239.73	98.82	1,482,285.00	1.8%	Moodys-Aaa	112
3137EAEU9	1,500,000.00	4.35	1,482,317.92	4.29	1,093.75	-32.92	S&P-AA+	0.31
			7,865,664.67		7,900,660.66	9.59%		96
Sub Total US Agency 75%	8,013,000.00	4.30	7,900,746.09	4.28	78,886.19	-85.43		1.14
			82,387,710.70		82,424,895.57	100.00%		35
TOTAL PORTFOLIO	82,535,046.03	4.33	82,422,792.12	4.31	135,849.16	2,103.45		0.18

% TBD, pending investment policy clarification