



**CITY OF COLLEYVILLE**  
**AUDIT COMMITTEE AGENDA**

100 Main Street, Colleyville, Texas, 76034  
**CMO Conference Room - Third Floor**

---

**TUESDAY, MARCH 4, 2025 - 5:00 PM**

---

**1. CALL TO ORDER**

**2. APPROVAL OF MINUTES**

**2a** August 20, 2024

**3. REGULAR AGENDA ITEMS**

**3a** Discussion of the draft FY24 Audit and SAS 114 Letter

**4. REPORTS**

Quarterly investment report as of September 30, 2024

Quarterly investment report as of December 31, 2024

**5. ADJOURNMENT**

I hereby certify this agenda was posted on City Hall bulletin boards by *Friday, February 28, 2025* by 5:00 p.m.

Christine Loven, TRMC  
City Secretary

A quorum of any Colleyville board, commission, or committee may be present at this meeting. Any matter on this agenda may be opened for public comment and discussion at the discretion of the governing body.

If you plan to attend this public meeting and have a disability that requires special accommodations, please advise the City Secretary at least 48 hours in advance at 817.503.1130, and reasonable accommodations will be made to assist you.



# CITY OF COLLEYVILLE

## AUDIT COMMITTEE MINUTES

100 Main Street, Colleyville, Texas, 76034  
City Manager's Conference Room - Third Floor

---

**TUESDAY, AUGUST 20, 2024 - 4:30 PM**

---

### 1. CALL TO ORDER

City Secretary Christine Loven called the meeting to order at 4:30 p.m. and called the roll.

**PRESENT:** Committee members Brandi Elder, Scotty Richardson, and Mark Alphonso.

**ALSO PRESENT:** Finance Director Matt Poston, Accounting Manager Karen Hines, City Manager Jerry Ducay, Assistant City Manager Mark Wood, and City Secretary Christine Loven.

### 2. APPROVAL OF MINUTES

June 18, 2024

The June 18, 2024 minutes were approved.

### 3. REGULAR AGENDA ITEMS

- 3a** Discussion of the Fiscal Year September 30, 2024, audit which will be conducted by the City's audit firm, Weaver

Finance Director Matt Poston stated Weaver is the City's auditing firm. Weaver was on site in July for two days to perform an interim audit and there were no concerns. The firm will be back in November to begin the full audit process.

- 3b** Presentation of the third quarter FY24 investment report

Finance Director Matt Poston noted there had been updates in the financial policy since the last meeting however, the investment strategies and objects remain to preserve capital, provide liquidity, and optimize earnings. Director Poston provided an overview of the report, reiterated the investment strategies and objectives, and explained the portfolio performance and investment distribution.

There was general discussion regarding maturing funds, the federal rate, and CD renewal and rate structures.

**4. ADJOURNMENT**

The meeting adjourned at 4:45 p.m.

APPROVED THIS THE 4<sup>TH</sup> DAY OF MARCH 2025.

Minutes taken and prepared by:



Christine Loven, TRMC  
City Secretary



# CITY OF COLLEYVILLE AUDIT COMMITTEE BRIEFING

---

**Agenda Number** 3a

**Agenda Date** 3/4/2025

**Number**

**Type** Regular Agenda Items

**Department** Finance

---

**Title**

Discussion of the draft FY24 Audit and SAS 114 Letter

**Explanation**

This item provides for an update of the FY24 Audit.



# CITY OF COLLEYVILLE AUDIT COMMITTEE BRIEFING

---

**Agenda Number**

**Agenda Date** 3/4/2025

**Number**

**Type** Report

**Department** Finance

---

**Title**

Quarterly investment report as of September 30, 2024

**Attachments**

1. September 2024 Investment Report



City of Colleyville | Texas  
**MONTHLY INVESTMENT REPORT**  
 September 30, 2024

**Compliance** | The City of Colleyville was in compliance with its investment policy and the Public Funds Investment Act. Specifically, the City only purchases securities from brokers who have reviewed the investment policy and signed a statement agreeing to comply with it. The maturity dates of the City's investments will meet the anticipated cash flow needs of the City.

Asset Category	Face Amount/Shares	Market Value	Book Value	% of Portfolio	YTM @ Cost	Days To Maturity
CD   Bank   100%	2,324,733.30	2,324,733.30	2,324,733.30	3.02	4.67	145
CD   Negotiable (Brokered)   100%	5,829,000.00	5,840,909.38	5,829,000.00	7.58	4.99	153
Operating Cash   TBD%	16,380,321.23	16,380,321.23	16,380,321.23	21.29	4.70	1
TX LGIP   75%	41,624,959.02	41,624,959.02	41,624,959.02	54.10	5.15	1
TX LGIP Commerical Paper   5%	1,819,973.83	1,819,973.83	1,819,973.83	2.37	5.23	1
US Agency   75%	9,000,000.00	8,958,955.44	8,959,138.27	11.64	4.20	184
<b>Total / Average</b>	<b>76,978,987.38</b>	<b>76,949,852.20</b>	<b>76,938,125.65</b>	<b>100.00</b>	<b>4.92</b>	<b>38</b>

*Mark Wood*  
 Mark Wood, Assistant City Manager  
 Date 2-20-25

\_\_\_\_\_  
 Matthew Poston, Finance Director  
 Date \_\_\_\_\_

*Karen Hines*  
 Karen Hines, Accounting Manager  
 Date 2/19/25



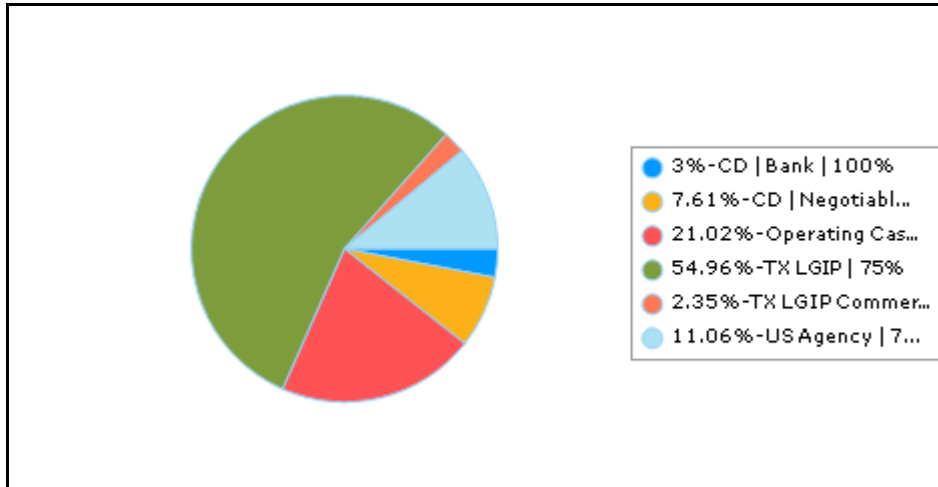
## City of Colleyville | TX Distribution by Asset Category - Market Value Investment Policy Compliance

Begin Date: 6/30/2024, End Date: 9/30/2024

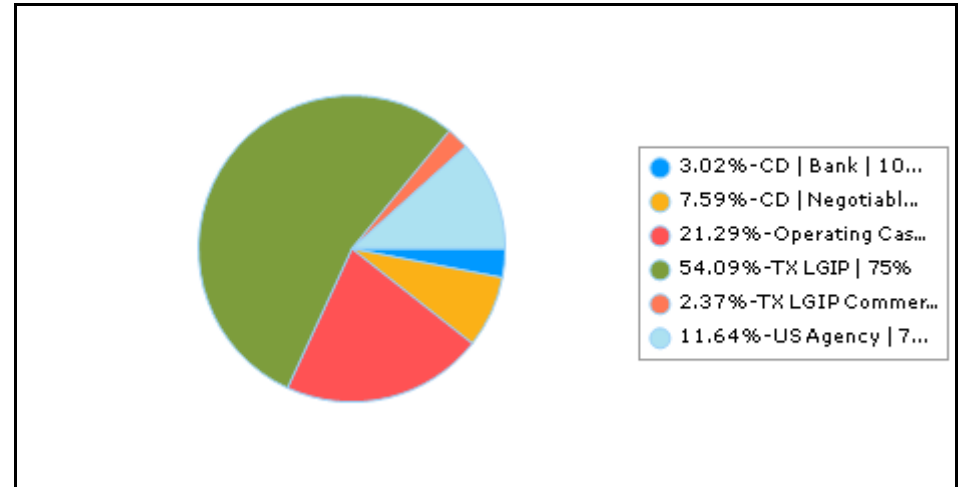
### Asset Category Allocation

Asset Category	Market Value 6/30/2024	% of Portfolio 6/30/2024	Market Value 9/30/2024	% of Portfolio 9/30/2024
CD   Bank   100%	2,295,505.65	3.00	2,324,733.30	3.02
CD   Negotiable (Brokered)   100%	5,824,799.62	7.61	5,840,909.38	7.59
Operating Cash   TBD%	16,084,841.00	21.02	16,380,321.23	21.29
TX LGIP   75%	42,060,744.46	54.96	41,624,959.02	54.09
TX LGIP Commerical Paper   5%	1,795,701.21	2.35	1,819,973.83	2.37
US Agency   75%	8,461,495.00	11.06	8,958,955.44	11.64
<b>Total / Average</b>	<b>76,523,086.94</b>	<b>100.00</b>	<b>76,949,852.20</b>	<b>100.00</b>

#### Portfolio Holdings as of 6/30/2024



#### Portfolio Holdings as of 9/30/2024



% TBD, pending investment policy clarification



## City of Colleyville | TX

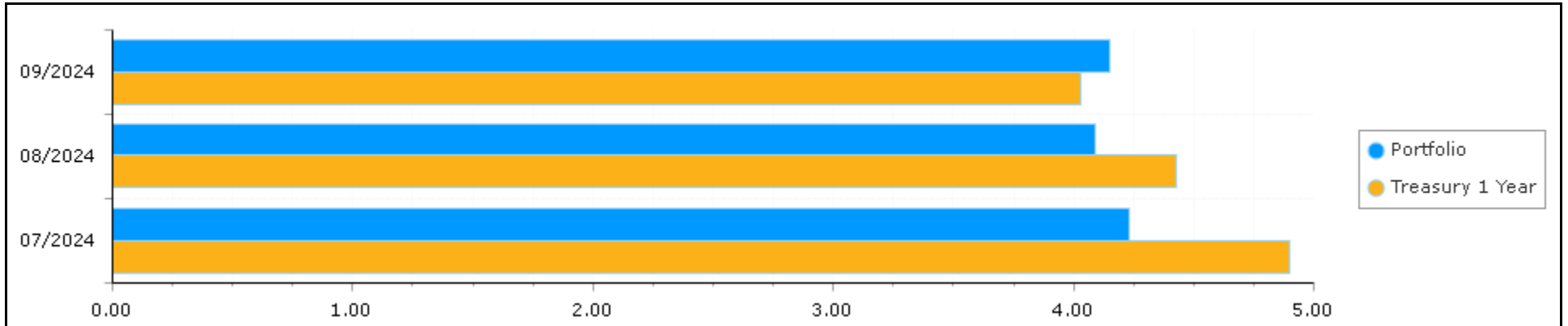
### Total Rate of Return - Book Value by Month

#### All Portfolios

Begin Date: 7/31/2024, End Date: 9/30/2024

Month	Beginning BV + Accrued Interest	Interest Earned During Period-BV	Realized Gain/Loss-BV	Investment Income-BV	Average Capital Base-BV	TRR-BV	Annualized TRR-BV	Treasury 1 Year
7/31/2024	76,742,176.87	264,447.40	0.00	264,447.40	76,450,096.22	0.35	4.23	4.90
8/31/2024	78,222,160.90	261,265.55	0.00	261,265.55	78,109,986.67	0.33	4.09	4.43
9/30/2024	75,267,873.15	254,756.69	-116.67	254,640.02	74,943,427.33	0.34	4.15	4.03
<b>Total/Average</b>	<b>76,742,176.87</b>	<b>780,469.64</b>	<b>-116.67</b>	<b>780,352.97</b>	<b>76,321,470.13</b>	<b>1.02</b>	<b>4.15</b>	<b>4.45</b>

**Annualized TRR-BV**



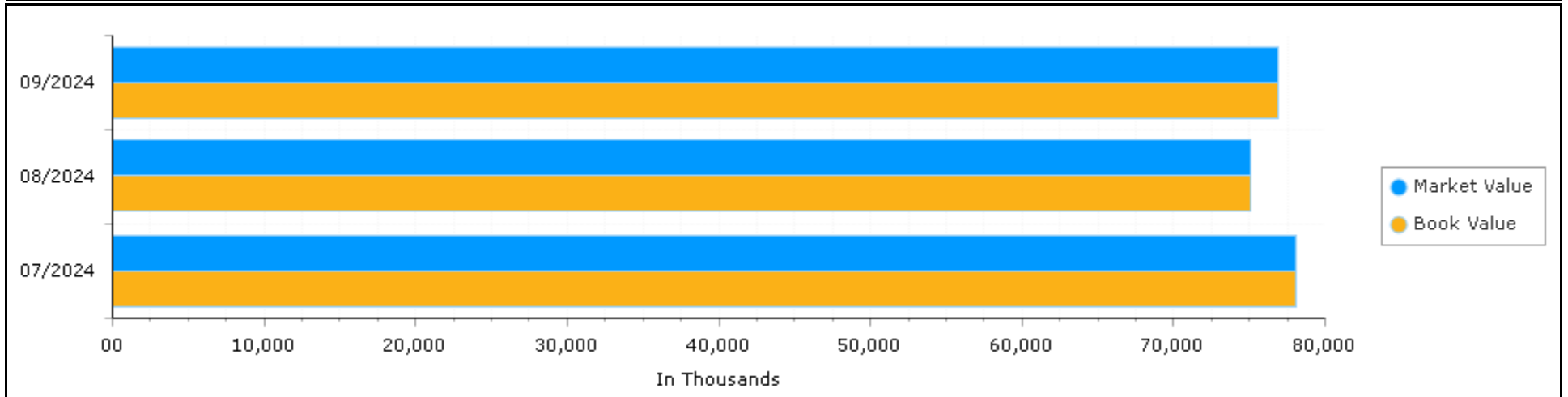


## City of Colleyville | TX Portfolio Summary by Month All Portfolios

Begin Date: 7/31/2024, End Date: 9/30/2024

Month	Market Value	Book Value	Unrealized Gain/Loss	YTM @ Cost	YTM @ Market	Duration	Days To Maturity
7/31/2024	78,078,851.90	78,104,334.20	-25,482.30	5.13	5.23	0.10	35
8/31/2024	75,090,988.96	75,105,261.98	-14,273.02	5.15	5.24	0.11	40
9/30/2024	76,949,852.20	76,938,125.65	11,726.55	4.92	4.95	0.11	38
Total / Average	76,706,564.35	76,715,907.28	-9,342.92	5.07	5.14	0.11	38

### Market Value / Book Value Comparison





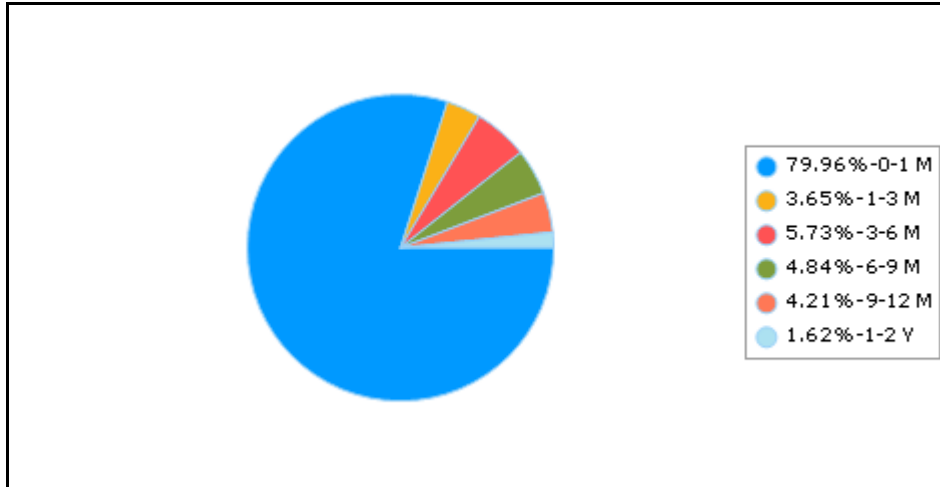
## City of Colleyville | TX Distribution by Maturity Range - Market Value All Portfolios

Begin Date: 6/30/2024, End Date: 9/30/2024

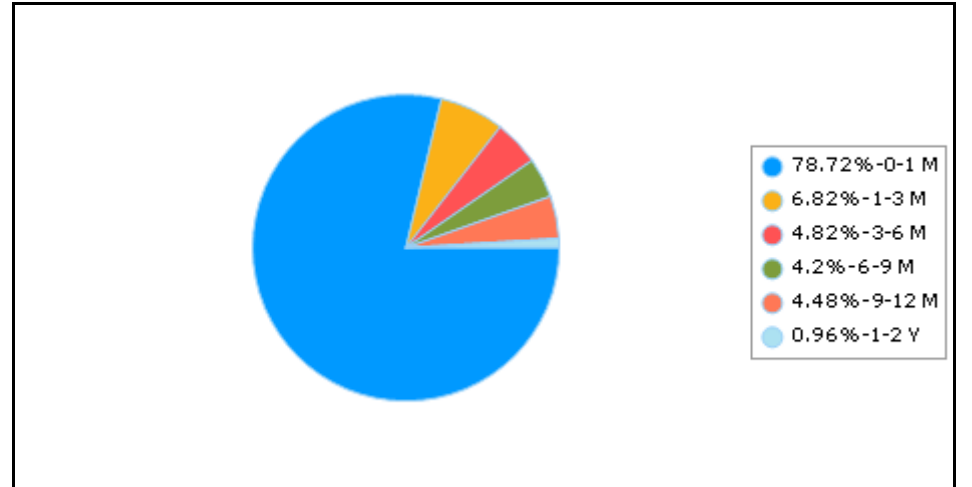
### Maturity Range Allocation

Maturity Range	Market Value 6/30/2024	% of Portfolio 6/30/2024	Market Value 9/30/2024	% of Portfolio 9/30/2024
0-1 Month	61,188,779.47	79.96	60,571,271.18	78.72
1-3 Months	2,791,309.73	3.65	5,248,210.02	6.82
3-6 Months	4,382,913.29	5.73	3,710,883.60	4.82
6-9 Months	3,703,973.38	4.84	3,235,120.38	4.20
9-12 Months	3,217,842.38	4.21	3,443,668.68	4.48
1-2 Years	1,238,268.69	1.62	740,698.34	0.96
<b>Total / Average</b>	<b>76,523,086.94</b>	<b>100.00</b>	<b>76,949,852.20</b>	<b>100.00</b>

**Portfolio Holdings as of 6/30/2024**



**Portfolio Holdings as of 9/30/2024**





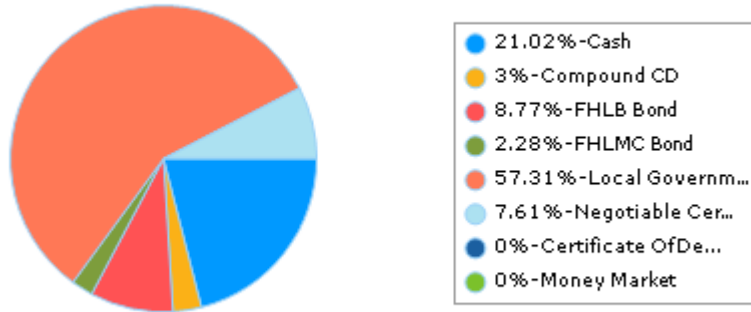
## City of Colleyville | TX Distribution by Security Type - Market Value All Portfolios

Begin Date: 6/30/2024, End Date: 9/30/2024

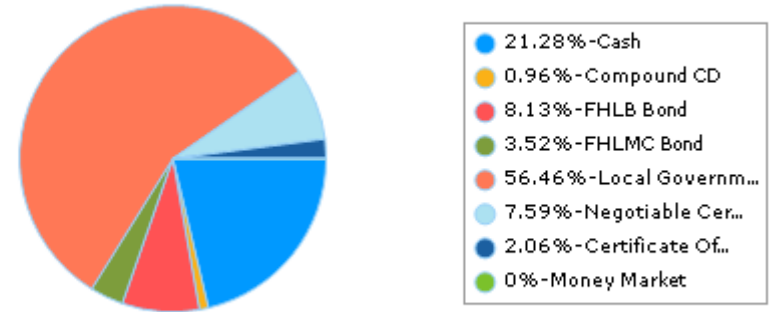
### Security Type Allocation

Security Type	Market Value 6/30/2024	% of Portfolio 6/30/2024	Market Value 9/30/2024	% of Portfolio 9/30/2024
Cash	16,084,841.00	21.02	16,377,100.29	21.28
Compound CD	2,295,505.65	3.00	737,534.29	0.96
FHLB Bond	6,714,300.00	8.77	6,252,560.44	8.13
FHLMC Bond	1,747,195.00	2.28	2,706,395.00	3.52
Local Government Investment Pool	43,856,445.67	57.31	43,444,932.85	56.46
Negotiable Certificate Of Deposit	5,824,799.62	7.61	5,840,909.38	7.59
Certificate Of Deposit	0.00	0.00	1,587,199.01	2.06
Money Market	0.00	0.00	3,220.94	0.00
<b>Total / Average</b>	<b>76,523,086.94</b>	<b>100.00</b>	<b>76,949,852.20</b>	<b>100.00</b>

### Portfolio Holdings as of 6/30/2024



### Portfolio Holdings as of 9/30/2024





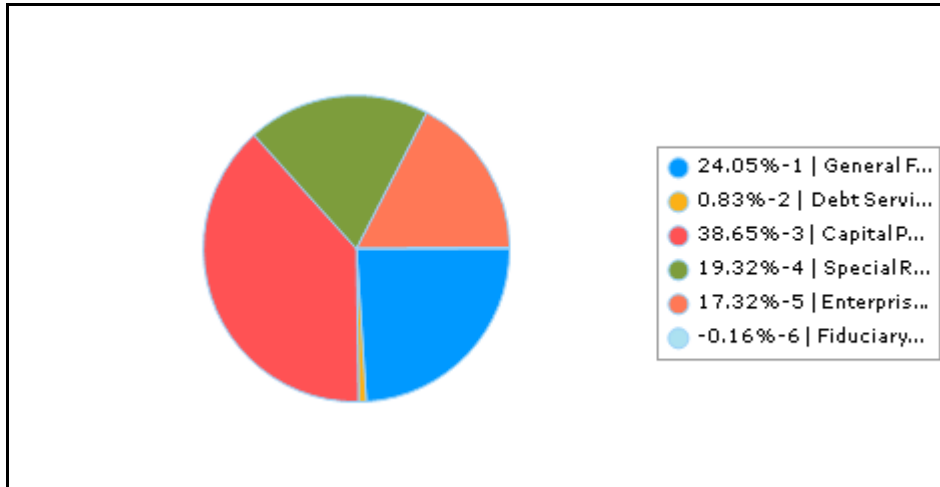
## City of Colleyville | TX Distribution by Main Fund - Market Value All Portfolios

Begin Date: 6/30/2024, End Date: 9/30/2024

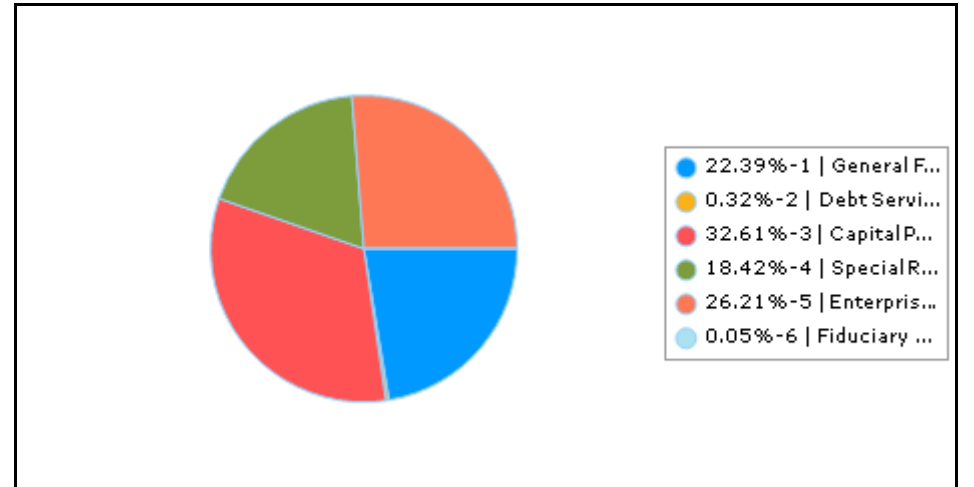
### Main Fund Allocation

Main Fund	Market Value 6/30/2024	% of Portfolio 6/30/2024	Market Value 9/30/2024	% of Portfolio 9/30/2024
1   General Fund	18,406,601.06	24.05	17,230,593.47	22.39
2   Debt Service Funds	633,607.97	0.83	245,303.55	0.32
3   Capital Project Funds	29,574,308.73	38.65	25,091,896.91	32.61
4   Special Revenue Funds	14,781,475.70	19.32	14,174,464.01	18.42
5   Enterprise Funds	13,250,128.27	17.32	20,170,821.40	26.21
6   Fiduciary Funds	-123,034.79	-0.16	36,772.86	0.05
<b>Total / Average</b>	<b>76,523,086.94</b>	<b>100.00</b>	<b>76,949,852.20</b>	<b>100.00</b>

**Portfolio Holdings as of 6/30/2024**



**Portfolio Holdings as of 9/30/2024**





## City of Colleyville | TX Projected Cash Flow by Month All Portfolios

Begin Date: 10-2024, End Date: 12-2024

Date	CUSIP	Face Amount/Shares	Description	Principal Amount	Interest/Dividends	Total
10/1/2024	87868YAU7	0.00	Technology CU CA 5 2/10/2025	0.00	1,019.18	1,019.18
10/1/2024	08756MAA8	0.00	Bethpage Federal CU NY 5.25 5/13/2025	0.00	1,070.14	1,070.14
10/8/2024	21923LAP8	0.00	Cornerstone Community CU 5.15 3/7/2025	0.00	1,049.75	1,049.75
10/10/2024	29367SLK8	0.00	Enterprise Bank & Trust 4.2 12/10/2025	0.00	859.56	859.56
10/11/2024	61773TKZ5	249,000.00	Morgan Stanley Bank UT 4.4 10/11/2024	249,000.00	900.49	249,900.49
10/13/2024	31762FAF6	0.00	Financial Partners 4.35 9/12/2025	0.00	890.26	890.26
10/15/2024	3130B0ZQ5	0.00	FHLB 5.4 5/15/2025-24	0.00	26,400.00	26,400.00
10/18/2024	89841MAS6	248,000.00	Trustone Financial CU 5.6 10/18/2024	248,000.00	1,103.43	249,103.43
10/21/2024	39120VTC8	249,000.00	Great Southern Bank MO 4.4 10/21/2024	249,000.00	900.49	249,900.49
10/25/2024	3130B15Z6	0.00	FHLB 5.2 4/25/2025	0.00	38,783.33	38,783.33
10/26/2024	98138MBW9	0.00	Workers United CU MA 5.15 11/26/2024	0.00	1,049.75	1,049.75
<b>October 2024</b>				<b>746,000.00</b>	<b>74,026.38</b>	<b>820,026.38</b>
11/1/2024	87868YAU7	0.00	Technology CU CA 5 2/10/2025	0.00	1,053.15	1,053.15
11/1/2024	08756MAA8	0.00	Bethpage Federal CU NY 5.25 5/13/2025	0.00	1,105.81	1,105.81
11/8/2024	3130APQ81	1,500,000.00	FHLB 1 11/8/2024-21	1,500,000.00	7,500.00	1,507,500.00
11/8/2024	21923LAP8	0.00	Cornerstone Community CU 5.15 3/7/2025	0.00	1,084.75	1,084.75
11/10/2024	29367SLK8	0.00	Enterprise Bank & Trust 4.2 12/10/2025	0.00	888.21	888.21
11/12/2024	95763PRW3	238,000.00	Western Allican Bank AZ 5 11/12/2024	238,000.00	8,933.15	246,933.15
11/13/2024	31762FAF6	0.00	Financial Partners 4.35 9/12/2025	0.00	919.94	919.94
11/18/2024	25432JDN0	240,000.00	Dime Community Bank NY 5 11/18/2024	240,000.00	9,073.97	249,073.97
11/19/2024	69506YZM4	243,000.00	Banc of California 5.2 11/19/2024	243,000.00	6,369.93	249,369.93
11/21/2024	CD0838-D	1,587,199.01	Frost Bank 4.91 11/21/2024	1,587,199.01	19,215.98	1,606,414.99
11/24/2024	05584CNT9	0.00	Bank of NY Mellon PA 5.1 11/24/2025	0.00	6,247.43	6,247.43
11/26/2024	98138MBW9	248,000.00	Workers United CU MA 5.15 11/26/2024	248,000.00	1,084.75	249,084.75
11/29/2024	433411DE2	240,000.00	Hinsdale Bank & Trust IL 5.15 11/29/2024	240,000.00	9,278.47	249,278.47



## City of Colleyville | TX Projected Cash Flow by Month All Portfolios

Begin Date: 10-2024, End Date: 12-2024

Date	CUSIP	Face Amount/Shares	Description	Principal Amount	Interest/Dividends	Total
11/29/2024	509685FU2	240,000.00	Lake Forest Bank & Trust IL 5.15 11/29/2024	240,000.00	9,278.47	249,278.47
<b>November 2024</b>				<b>4,536,199.01</b>	<b>82,034.01</b>	<b>4,618,233.02</b>
12/1/2024	87868YAU7	0.00	Technology CU CA 5 2/10/2025	0.00	1,019.18	1,019.18
12/1/2024	08756MAA8	0.00	Bethpage Federal CU NY 5.25 5/13/2025	0.00	1,070.14	1,070.14
12/5/2024	45847PAD8	237,000.00	Intercity State Bank WI 5.15 12/5/2024	237,000.00	9,195.92	246,195.92
12/8/2024	21923LAP8	0.00	Cornerstone Community CU 5.15 3/7/2025	0.00	1,049.75	1,049.75
12/9/2024	066519WX3	240,000.00	Bank United FL 5.2 12/9/2024	240,000.00	9,471.12	249,471.12
12/9/2024	CD1584-D	0.00	Simmons Bank 4.14 9/9/2025	0.00	7,612.57	7,612.57
12/10/2024	29367SLK8	0.00	Enterprise Bank & Trust 4.2 12/10/2025	0.00	859.56	859.56
12/13/2024	31762FAF6	0.00	Financial Partners 4.35 9/12/2025	0.00	890.26	890.26
12/20/2024	22766APU3	240,000.00	Crossfirst Bank KS 5.2 12/20/2024	240,000.00	9,402.74	249,402.74
12/26/2024	31944MEE1	0.00	First Carolina Bank 4.15 11/26/2025	0.00	849.33	849.33
12/27/2024	30191MAL1	0.00	FFB Bank 4 11/27/2026	0.00	818.63	818.63
<b>December 2024</b>				<b>717,000.00</b>	<b>42,239.20</b>	<b>759,239.20</b>
<b>TOTAL</b>				<b>5,999,199.01</b>	<b>198,299.59</b>	<b>6,197,498.60</b>



## City of Colleyville | TX Portfolio Holdings by Asset Category Investment Policy Compliance

Date: 9/30/2024

Description	Face Amount / Shares	Settlement Date	Cost Value	Market Price	Market Value	% Portfolio	Credit Rating	Days To Call/Maturity
CUSIP		YTM @ Cost	Book Value	YTM @ Market	Accrued Interest	Unre. Gain/Loss	Credit Rating	Duration To Maturity
<b>CD   Bank   100%</b>								
Frost Bank 4.91 11/21/2024		8/23/2024	1,587,199.01	100.00	1,587,199.01	2.06%	NR	52
CD0838-D	1,587,199.01	4.91	1,587,199.01	4.91	8,113.41	0.00	NR	0.14
Simmons Bank 4.14 9/9/2025		9/9/2024	737,534.29	100.00	737,534.29	0.96%	NR	344
CD1584-D	737,534.29	4.14	737,534.29	4.14	1,756.75	0.00	NR	0.93
			<b>2,324,733.30</b>		<b>2,324,733.30</b>	<b>3.02%</b>		<b>145</b>
<b>Sub Total CD   Bank   100%</b>	<b>2,324,733.30</b>	<b>4.67</b>	<b>2,324,733.30</b>	<b>4.67</b>	<b>9,870.16</b>	<b>0.00</b>		<b>0.39</b>
<b>CD   Negotiable (Brokered)   100%</b>								
Banc of California 5.2 11/19/2024		5/19/2023	243,000.00	100.00	243,009.72	0.32%	FDIC Insured	50
69506YZM4	243,000.00	5.20	243,000.00	5.07	4,638.97	9.72	FDIC Insured	0.14
Bank of America NC 5.15 5/9/2025		5/9/2024	237,000.00	100.41	237,969.33	0.31%	FDIC Insured	221
06051XDJ8	237,000.00	5.15	237,000.00	4.37	4,815.32	969.33	FDIC Insured	0.61
Bank of NY Mellon PA 5.1 11/24/2025		5/24/2024	243,000.00	101.25	246,030.21	0.32%	FDIC Insured	420
05584CNT9	243,000.00	5.10	243,000.00	3.98	4,379.99	3,030.21	FDIC Insured	1.11
Bank United FL 5.2 12/9/2024		3/7/2024	240,000.00	100.07	240,156.00	0.31%	FDIC Insured	70
066519WX3	240,000.00	5.20	240,000.00	4.72	7,077.70	156.00	FDIC Insured	0.19
Bethpage Federal CU NY 5.25 5/13/2025		5/13/2024	248,000.00	100.48	249,200.32	0.32%	NCUA Insured	225
08756MAA8	248,000.00	5.25	248,000.00	4.46	1,034.47	1,200.32	NCUA Insured	0.61
Cornerstone Community CU 5.15 3/7/2025		3/8/2024	248,000.00	100.20	248,503.44	0.32%	NCUA Insured	158
21923LAP8	248,000.00	5.15	248,000.00	4.68	769.82	503.44	NCUA Insured	0.43
Crossfirst Bank KS 5.2 12/20/2024		3/20/2024	240,000.00	100.08	240,180.00	0.31%	FDIC Insured	81
22766APU3	240,000.00	5.20	240,000.00	4.73	6,633.21	180.00	FDIC Insured	0.22
Dime Community Bank NY 5 11/18/2024		2/16/2024	240,000.00	100.02	240,048.00	0.31%	FDIC Insured	49
25432JDN0	240,000.00	5.00	240,000.00	4.70	7,463.01	48.00	FDIC Insured	0.13
Enterprise Bank & Trust 4.2 12/10/2025		9/10/2024	249,000.00	100.33	249,809.25	0.32%	FDIC Insured	436
29367SLK8	249,000.00	4.20	249,000.00	3.92	573.04	809.25	FDIC Insured	1.16



## City of Colleyville | TX Portfolio Holdings by Asset Category Investment Policy Compliance

Date: 9/30/2024

Description	Face Amount / Shares	Settlement Date	Cost Value	Market Price	Market Value	% Portfolio	Credit Rating	Days To Call/Maturity
CUSIP		YTM @ Cost	Book Value	YTM @ Market	Accrued Interest	Unre. Gain/Loss	Credit Rating	Duration To Maturity
Financial Partners 4.35 9/12/2025		9/13/2024	249,000.00	100.31	249,774.39	0.32%	FDIC Insured	347
31762FAF6	249,000.00	4.35	249,000.00	4.04	504.48	774.39	FDIC Insured	0.93
First Guaranty Bank 4.15 3/6/2026		9/6/2024	244,000.00	100.35	244,858.88	0.32%	FDIC Insured	522
320437AH9	244,000.00	4.15	244,000.00	3.89	665.82	858.88	FDIC Insured	1.4
Great Southern Bank MO 4.4 10/21/2024		10/21/2022	249,000.00	99.98	248,957.67	0.32%	FDIC Insured	21
39120VTC8	249,000.00	4.40	249,000.00	4.69	270.15	-42.33	FDIC Insured	0.06
Hinsdale Bank & Trust IL 5.15 11/29/2024		2/29/2024	240,000.00	100.05	240,117.60	0.31%	FDIC Insured	60
433411DE2	240,000.00	5.15	240,000.00	4.71	7,246.68	117.60	FDIC Insured	0.16
Intercity State Bank WI 5.15 12/5/2024		3/5/2024	237,000.00	100.05	237,125.61	0.31%	FDIC Insured	66
45847PAD8	237,000.00	5.15	237,000.00	4.72	6,988.90	125.61	FDIC Insured	0.18
Lake Forest Bank & Trust IL 5.15 11/29/2024		2/29/2024	240,000.00	100.05	240,117.60	0.31%	FDIC Insured	60
509685FU2	240,000.00	5.15	240,000.00	4.71	7,246.68	117.60	FDIC Insured	0.16
Morgan Stanley Bank UT 4.4 10/11/2024		10/14/2022	249,000.00	99.99	248,977.59	0.32%	FDIC Insured	11
61773TKZ5	249,000.00	4.40	249,000.00	4.68	570.31	-22.41	FDIC Insured	0.03
Santander Bank DE 5.25 2/18/2025		5/17/2024	237,000.00	100.22	237,516.66	0.31%	FDIC Insured	141
80280JXP1	237,000.00	5.25	237,000.00	4.59	4,636.11	516.66	FDIC Insured	0.39
Schaumburg Bank & Trust CT 5.3 2/24/2025		5/24/2024	240,000.00	100.26	240,614.40	0.31%	FDIC Insured	147
806344AN7	240,000.00	5.30	240,000.00	4.57	4,495.56	614.40	FDIC Insured	0.4
Technology CU CA 5 2/10/2025		2/9/2024	248,000.00	100.09	248,210.80	0.32%	NCUA Insured	133
87868YAU7	248,000.00	5.00	248,000.00	4.76	985.21	210.80	NCUA Insured	0.36
Trustone Financial CU 5.6 10/18/2024		10/19/2023	248,000.00	100.03	248,081.84	0.32%	NCUA Insured	18
89841MAS6	248,000.00	5.60	248,000.00	4.93	418.54	81.84	NCUA Insured	0.05
Valley National Bank NJ 5.15 1/9/2025		4/9/2024	237,000.00	100.09	237,213.30	0.31%	FDIC Insured	101
919853LD1	237,000.00	5.15	237,000.00	4.71	5,818.51	213.30	FDIC Insured	0.28



## City of Colleyville | TX Portfolio Holdings by Asset Category Investment Policy Compliance

Date: 9/30/2024

Description	Face Amount / Shares	Settlement Date	Cost Value	Market Price	Market Value	% Portfolio	Credit Rating	Days To Call/Maturity
CUSIP		YTM @ Cost	Book Value	YTM @ Market	Accrued Interest	Unre. Gain/Loss	Credit Rating	Duration To Maturity
Wells Fargo Bank SD 5.25 5/21/2025		5/21/2024	237,000.00	100.52	238,225.29	0.31%	FDIC Insured	233
949764NQ3	237,000.00	5.25	237,000.00	4.34	4,499.75	1,225.29	FDIC Insured	0.64
Western Allican Bank AZ 5 11/12/2024		2/12/2024	238,000.00	100.02	238,042.84	0.31%	FDIC Insured	43
95763PRW3	238,000.00	5.00	238,000.00	4.70	7,531.23	42.84	FDIC Insured	0.12
Workers United CU MA 5.15 11/26/2024		5/26/2023	248,000.00	100.07	248,168.64	0.32%	NCUA Insured	57
98138MBW9	248,000.00	5.15	248,000.00	4.71	139.97	168.64	NCUA Insured	0.16
			<b>5,829,000.00</b>		<b>5,840,909.38</b>	<b>7.56%</b>		<b>153</b>
<b>Sub Total CD   Negotiable (Brokered)   100%</b>	<b>5,829,000.00</b>	<b>4.99</b>	<b>5,829,000.00</b>	<b>4.56</b>	<b>89,403.43</b>	<b>11,909.38</b>		<b>0.41</b>
<b>Operating Cash   TBD%</b>								
Frost Cash   CEDC Cash		6/30/2024	1,880,301.61	100.00	1,880,301.61	2.44%	NR	1
FROSTCASH1429	1,880,301.61	4.70	1,880,301.61	4.70		0.00	NR	0
Frost Cash   Operating Cash		6/30/2024	13,413.46	100.00	13,413.46	0.02%	NR	1
FROSTCASH1402	13,413.46	4.70	13,413.46	4.70		0.00	NR	0
Frost Cash   Operating Cash		6/30/2024	19,672.50	100.00	19,672.50	0.03%	NR	1
FROSTCASH1402	19,672.50	4.70	19,672.50	4.70		0.00	NR	0
Frost Cash   Operating Cash		6/30/2024	1,145.36	100.00	1,145.36	0%	NR	1
FROSTCASH1402	1,145.36	4.70	1,145.36	4.70		0.00	NR	0
Frost Cash   Operating Cash		6/30/2024	408.63	100.00	408.63	0%	NR	1
FROSTCASH1402	408.63	4.70	408.63	4.70		0.00	NR	0
Frost Cash   Operating Cash		6/30/2024	5,820.31	100.00	5,820.31	0.01%	NR	1
FROSTCASH1402	5,820.31	4.70	5,820.31	4.70		0.00	NR	0
Frost Cash   Operating Cash		6/30/2024	504,194.60	100.00	504,194.60	0.66%	NR	1
FROSTCASH1402	504,194.60	4.70	504,194.60	4.70		0.00	NR	0
Frost Cash   Operating Cash		6/30/2024	10,173.25	100.00	10,173.25	0.01%	NR	1
FROSTCASH1402	10,173.25	4.70	10,173.25	4.70		0.00	NR	0



## City of Colleyville | TX Portfolio Holdings by Asset Category Investment Policy Compliance

Date: 9/30/2024

Description	Face Amount / Shares	Settlement Date	Cost Value	Market Price	Market Value	% Portfolio	Credit Rating	Days To Call/Maturity
CUSIP		YTM @ Cost	Book Value	YTM @ Market	Accrued Interest	Unre. Gain/Loss	Credit Rating	Duration To Maturity
Frost Cash   Operating Cash		6/30/2024	73,582.02	100.00	73,582.02	0.1%	NR	1
FROSTCASH1402	73,582.02	4.70	73,582.02	4.70		0.00	NR	0
Frost Cash   Operating Cash		6/30/2024	77,768.32	100.00	77,768.32	0.1%	NR	1
FROSTCASH1402	77,768.32	4.70	77,768.32	4.70		0.00	NR	0
Frost Cash   Operating Cash		6/30/2024	68,289.79	100.00	68,289.79	0.09%	NR	1
FROSTCASH1402	68,289.79	4.70	68,289.79	4.70		0.00	NR	0
Frost Cash   Operating Cash		6/30/2024	3,483,487.58	100.00	3,483,487.58	4.53%	NR	1
FROSTCASH1402	3,483,487.58	4.70	3,483,487.58	4.70		0.00	NR	0
Frost Cash   Operating Cash		6/30/2024	131,505.43	100.00	131,505.43	0.17%	NR	1
FROSTCASH1402	131,505.43	4.70	131,505.43	4.70		0.00	NR	0
Frost Cash   Operating Cash		6/30/2024	43,481.56	100.00	43,481.56	0.06%	NR	1
FROSTCASH1402	43,481.56	4.70	43,481.56	4.70		0.00	NR	0
Frost Cash   Operating Cash		6/30/2024	2,032.68	100.00	2,032.68	0%	NR	1
FROSTCASH1402	2,032.68	4.70	2,032.68	4.70		0.00	NR	0
Frost Cash   Operating Cash		6/30/2024	70,308.80	100.00	70,308.80	0.09%	NR	1
FROSTCASH1402	70,308.80	4.70	70,308.80	4.70		0.00	NR	0
Frost Cash   Operating Cash		6/30/2024	612,764.28	100.00	612,764.28	0.8%	NR	1
FROSTCASH1402	612,764.28	4.70	612,764.28	4.70		0.00	NR	0
Frost Cash   Operating Cash		6/30/2024	20,489.37	100.00	20,489.37	0.03%	NR	1
FROSTCASH1402	20,489.37	4.70	20,489.37	4.70		0.00	NR	0
Frost Cash   Operating Cash		6/30/2024	-16,480.71	100.00	-16,480.71	-0.02%	NR	1
FROSTCASH1402	-16,480.71	4.70	-16,480.71	4.70		0.00	NR	0
Frost Cash   Operating Cash		6/30/2024	62,829.05	100.00	62,829.05	0.08%	NR	1
FROSTCASH1402	62,829.05	4.70	62,829.05	4.70		0.00	NR	0



## City of Colleyville | TX Portfolio Holdings by Asset Category Investment Policy Compliance

Date: 9/30/2024

Description	Face Amount / Shares	Settlement Date	Cost Value	Market Price	Market Value	% Portfolio	Credit Rating	Days To Call/Maturity
CUSIP		YTM @ Cost	Book Value	YTM @ Market	Accrued Interest	Unre. Gain/Loss	Credit Rating	Duration To Maturity
Frost Cash   Operating Cash		6/30/2024	42,879.80	100.00	42,879.80	0.06%	NR	1
FROSTCASH1402	42,879.80	4.70	42,879.80	4.70		0.00	NR	0
Frost Cash   Operating Cash		6/30/2024	954,841.65	100.00	954,841.65	1.24%	NR	1
FROSTCASH1402	954,841.65	4.70	954,841.65	4.70		0.00	NR	0
Frost Cash   Operating Cash		6/30/2024	213,039.71	100.00	213,039.71	0.28%	NR	1
FROSTCASH1402	213,039.71	4.70	213,039.71	4.70		0.00	NR	0
Frost Cash   Operating Cash		6/30/2024	702,048.75	100.00	702,048.75	0.91%	NR	1
FROSTCASH1402	702,048.75	4.70	702,048.75	4.70		0.00	NR	0
Frost Cash   Operating Cash		6/30/2024	520,128.61	100.00	520,128.61	0.68%	NR	1
FROSTCASH1402	520,128.61	4.70	520,128.61	4.70		0.00	NR	0
Frost Cash   Operating Cash		6/30/2024	568,108.89	100.00	568,108.89	0.74%	NR	1
FROSTCASH1402	568,108.89	4.70	568,108.89	4.70		0.00	NR	0
Frost Cash   Operating Cash		6/30/2024	19,707.99	100.00	19,707.99	0.03%	NR	1
FROSTCASH1402	19,707.99	4.70	19,707.99	4.70		0.00	NR	0
Frost Cash   Operating Cash		6/30/2024	2,505,847.45	100.00	2,505,847.45	3.26%	NR	1
FROSTCASH1402	2,505,847.45	4.70	2,505,847.45	4.70		0.00	NR	0
Frost Cash   Operating Cash		6/30/2024	146,550.26	100.00	146,550.26	0.19%	NR	1
FROSTCASH1402	146,550.26	4.70	146,550.26	4.70		0.00	NR	0
Frost Cash   Operating Cash		6/30/2024	857,569.74	100.00	857,569.74	1.11%	NR	1
FROSTCASH1402	857,569.74	4.70	857,569.74	4.70		0.00	NR	0
Frost Cash   Operating Cash		6/30/2024	2,535,886.00	100.00	2,535,886.00	3.3%	NR	1
FROSTCASH1402	2,535,886.00	4.70	2,535,886.00	4.70		0.00	NR	0
Frost Cash   Operating Cash		6/30/2024	245,303.55	100.00	245,303.55	0.32%	NR	1
FROSTCASH1402	245,303.55	4.70	245,303.55	4.70		0.00	NR	0



## City of Colleyville | TX Portfolio Holdings by Asset Category Investment Policy Compliance

Date: 9/30/2024

Description	Face Amount / Shares	Settlement Date	Cost Value	Market Price	Market Value	% Portfolio	Credit Rating	Days To Call/Maturity
CUSIP		YTM @ Cost	Book Value	YTM @ Market	Accrued Interest	Unre. Gain/Loss	Credit Rating	Duration To Maturity
Multi-Bank Securities MM		6/30/2024	3,220.94	100.00	3,220.94	0%	NR	1
MBS8852	3,220.94	1.00	3,220.94	1.00		0.00	NR	0
			<b>16,380,321.23</b>		<b>16,380,321.23</b>	<b>21.32%</b>		<b>1</b>
<b>Sub Total Operating Cash   TBD%</b>	<b>16,380,321.23</b>	<b>4.70</b>	<b>16,380,321.23</b>	<b>4.70</b>		<b>0.00</b>		<b>0</b>
<b>TX LGIP   75%</b>								
Texas CLASS LGIP		6/30/2024	3,273,527.02	100.00	3,273,527.02	4.25%	NR	1
TEXASCLASS4001	3,273,527.02	5.11	3,273,527.02	5.11		0.00	NR	0
Texas CLASS LGIP		6/30/2024	2,099,408.26	100.00	2,099,408.26	2.73%	NR	1
TEXASCLASS4001	2,099,408.26	5.11	2,099,408.26	5.11		0.00	NR	0
Texas CLASS LGIP		6/30/2024	1,570,270.97	100.00	1,570,270.97	2.04%	NR	1
TEXASCLASS4001	1,570,270.97	5.11	1,570,270.97	5.11		0.00	NR	0
TexasStar LGIP		6/30/2024	3,686.90	100.00	3,686.90	0%	NR	1
TEXSTAR1110	3,686.90	5.13	3,686.90	5.13		0.00	NR	0
TexasStar LGIP		6/30/2024	281,620.12	100.00	281,620.12	0.37%	NR	1
TEXSTAR1110	281,620.12	5.13	281,620.12	5.13		0.00	NR	0
TexasStar LGIP		6/30/2024	549,341.11	100.00	549,341.11	0.71%	NR	1
TEXSTAR1110	549,341.11	5.13	549,341.11	5.13		0.00	NR	0
TexasStar LGIP		6/30/2024	1,092,460.75	100.00	1,092,460.75	1.42%	NR	1
TEXSTAR1110	1,092,460.75	5.13	1,092,460.75	5.13		0.00	NR	0
TexasStar LGIP		6/30/2024	6,756.63	100.00	6,756.63	0.01%	NR	1
TEXSTAR1110	6,756.63	5.13	6,756.63	5.13		0.00	NR	0
TexasStar LGIP		6/30/2024	1,134,412.25	100.00	1,134,412.25	1.47%	NR	1
TEXSTAR1110	1,134,412.25	5.13	1,134,412.25	5.13		0.00	NR	0
TexasStar LGIP		6/30/2024	10,200.49	100.00	10,200.49	0.01%	NR	1
TEXSTAR1110	10,200.49	5.13	10,200.49	5.13		0.00	NR	0



## City of Colleyville | TX Portfolio Holdings by Asset Category Investment Policy Compliance

Date: 9/30/2024

Description	Face Amount / Shares	Settlement Date	Cost Value	Market Price	Market Value	% Portfolio	Credit Rating	Days To Call/Maturity
CUSIP		YTM @ Cost	Book Value	YTM @ Market	Accrued Interest	Unre. Gain/Loss	Credit Rating	Duration To Maturity
TexasStar LGIP		6/30/2024	266,736.99	100.00	266,736.99	0.35%	NR	1
TEXSTAR1110	266,736.99	5.13	266,736.99	5.13		0.00	NR	0
TexasStar LGIP		6/30/2024	1,094,915.09	100.00	1,094,915.09	1.42%	NR	1
TEXSTAR1110	1,094,915.09	5.13	1,094,915.09	5.13		0.00	NR	0
TexasStar LGIP		6/30/2024	887,708.66	100.00	887,708.66	1.15%	NR	1
TEXSTAR1110	887,708.66	5.13	887,708.66	5.13		0.00	NR	0
TexasStar LGIP		6/30/2024	2,904,450.46	100.00	2,904,450.46	3.78%	NR	1
TEXSTAR1110	2,904,450.46	5.13	2,904,450.46	5.13		0.00	NR	0
TexasStar LGIP		6/30/2024	3,037,513.96	100.00	3,037,513.96	3.95%	NR	1
TEXSTAR1110	3,037,513.96	5.13	3,037,513.96	5.13		0.00	NR	0
TexPool LGIP		6/30/2024	2,314,658.97	100.00	2,314,658.97	3.01%	NR	1
TEXPOOL0001	2,314,658.97	5.16	2,314,658.97	5.16		0.00	NR	0
TexPool LGIP		6/30/2024	10,784.92	100.00	10,784.92	0.01%	NR	1
TEXPOOL0001	10,784.92	5.16	10,784.92	5.16		0.00	NR	0
TexPool LGIP		6/30/2024	198,497.19	100.00	198,497.19	0.26%	NR	1
TEXPOOL0001	198,497.19	5.16	198,497.19	5.16		0.00	NR	0
TexPool LGIP		6/30/2024	795,741.37	100.00	795,741.37	1.03%	NR	1
TEXPOOL0001	795,741.37	5.16	795,741.37	5.16		0.00	NR	0
TexPool LGIP		6/30/2024	3,941,009.65	100.00	3,941,009.65	5.12%	NR	1
TEXPOOL0001	3,941,009.65	5.16	3,941,009.65	5.16		0.00	NR	0
TexPool LGIP		6/30/2024	2,188,278.02	100.00	2,188,278.02	2.84%	NR	1
TEXPOOL0001	2,188,278.02	5.16	2,188,278.02	5.16		0.00	NR	0
TexPool LGIP		6/30/2024	72,088.41	100.00	72,088.41	0.09%	NR	1
TEXPOOL0001	72,088.41	5.16	72,088.41	5.16		0.00	NR	0



## City of Colleyville | TX Portfolio Holdings by Asset Category Investment Policy Compliance

Date: 9/30/2024

Description	Face Amount / Shares	Settlement Date	Cost Value	Market Price	Market Value	% Portfolio	Credit Rating	Days To Call/Maturity
CUSIP		YTM @ Cost	Book Value	YTM @ Market	Accrued Interest	Unre. Gain/Loss	Credit Rating	Duration To Maturity
TexPool LGIP		6/30/2024	973,560.38	100.00	973,560.38	1.27%	NR	1
TEXPOOL0001	973,560.38	5.16	973,560.38	5.16		0.00	NR	0
TexPool LGIP		6/30/2024	1,996,872.38	100.00	1,996,872.38	2.6%	NR	1
TEXPOOL0001	1,996,872.38	5.16	1,996,872.38	5.16		0.00	NR	0
TexPool LGIP		6/30/2024	562,539.11	100.00	562,539.11	0.73%	NR	1
TEXPOOL0001	562,539.11	5.16	562,539.11	5.16		0.00	NR	0
TexPool LGIP		6/30/2024	705,324.59	100.00	705,324.59	0.92%	NR	1
TEXPOOL0001	705,324.59	5.16	705,324.59	5.16		0.00	NR	0
TexPool LGIP		6/30/2024	2,691,149.53	100.00	2,691,149.53	3.5%	NR	1
TEXPOOL0001	2,691,149.53	5.16	2,691,149.53	5.16		0.00	NR	0
TexPool LGIP		6/30/2024	6,961,444.84	100.00	6,961,444.84	9.05%	NR	1
TEXPOOL0001	6,961,444.84	5.16	6,961,444.84	5.16		0.00	NR	0
			<b>41,624,959.02</b>		<b>41,624,959.02</b>	<b>54.09%</b>		<b>1</b>
<b>Sub Total TX LGIP   75%</b>	<b>41,624,959.02</b>	<b>5.15</b>	<b>41,624,959.02</b>	<b>5.15</b>		<b>0.00</b>		<b>0</b>
<b>TX LGIP Commerical Paper   5%</b>								
LOGIC   CEDC LGIP		6/30/2024	512,960.05	100.00	512,960.05	0.67%	NR	1
LOGIC8010	512,960.05	5.23	512,960.05	5.23		0.00	NR	0
LOGIC LGIP		6/30/2024	37,623.34	100.00	37,623.34	0.05%	NR	1
LOGIC4001	37,623.34	5.23	37,623.34	5.23		0.00	NR	0
LOGIC LGIP		6/30/2024	169,362.65	100.00	169,362.65	0.22%	NR	1
LOGIC4001	169,362.65	5.23	169,362.65	5.23		0.00	NR	0
LOGIC LGIP		6/30/2024	1,462.43	100.00	1,462.43	0%	NR	1
LOGIC4001	1,462.43	5.23	1,462.43	5.23		0.00	NR	0
LOGIC LGIP		6/30/2024	211,424.26	100.00	211,424.26	0.27%	NR	1
LOGIC4001	211,424.26	5.23	211,424.26	5.23		0.00	NR	0



## City of Colleyville | TX Portfolio Holdings by Asset Category Investment Policy Compliance

Date: 9/30/2024

Description	Face Amount / Shares	Settlement Date	Cost Value	Market Price	Market Value	% Portfolio	Credit Rating	Days To Call/Maturity
CUSIP		YTM @ Cost	Book Value	YTM @ Market	Accrued Interest	Unre. Gain/Loss	Credit Rating	Duration To Maturity
LOGIC LGIP		6/30/2024	92,625.78	100.00	92,625.78	0.12%	NR	1
LOGIC4001	92,625.78	5.23	92,625.78	5.23		0.00	NR	0
LOGIC LGIP		6/30/2024	767,504.26	100.00	767,504.26	1%	NR	1
LOGIC4001	767,504.26	5.23	767,504.26	5.23		0.00	NR	0
LOGIC LGIP		6/30/2024	27,011.06	100.00	27,011.06	0.04%	NR	1
LOGIC4001	27,011.06	5.23	27,011.06	5.23		0.00	NR	0
			<b>1,819,973.83</b>		<b>1,819,973.83</b>	<b>2.37%</b>		<b>1</b>
<b>Sub Total TX LGIP Commerical Paper   5%</b>	<b>1,819,973.83</b>	<b>5.23</b>	<b>1,819,973.83</b>	<b>5.23</b>		<b>0.00</b>		<b>0</b>
<b>US Agency   75%</b>								
FHLB 1 11/8/2024-21		4/3/2024	1,500,000.00	99.60	1,494,045.00	1.95%	Moodys-Aaa	39
3130APQ81	1,500,000.00	1.00	1,500,000.00	4.76	5,916.67	-5,955.00	S&P-AA+	0.11
FHLB 5 7/29/2025-24		1/29/2024	1,000,000.00	99.94	999,440.00	1.3%	Moodys-Aaa	29
3130AYPP5	1,000,000.00	5.00	1,000,000.00	5.06	8,472.22	-560.00	S&P-AA+	0.82
FHLB 5.015 2/19/2025-24		2/15/2024	1,250,000.00	99.95	1,249,350.00	1.62%	Moodys-Aaa	22
3130AYML7	1,250,000.00	5.02	1,250,000.00	5.14	11,840.97	-650.00	S&P-AA+	0.38
FHLB 5.2 4/25/2025		8/29/2024	1,506,809.94	100.63	1,509,495.44	1.96%	Moodys-Aaa	207
3130B15Z6	1,500,000.00	4.48	1,505,915.41	4.06	33,366.67	3,580.03	S&P-AA+	0.56
FHLB 5.4 5/15/2025-24		4/19/2024	1,000,000.00	100.02	1,000,230.00	1.3%	Moodys-Aaa	15
3130B0ZQ5	1,000,000.00	5.40	1,000,000.00	5.37	24,150.00	230.00	S&P-AA+	1
FHLMC 0.375 7/21/2025		8/29/2024	1,448,239.73	97.13	1,456,920.00	1.89%	Moodys-Aaa	294
3137EAEU9	1,500,000.00	4.35	1,453,222.86	4.02	1,078.12	3,697.14	S&P-AA+	0.81
FHLMC 5.125 1/27/2025-23		2/28/2024	1,250,000.00	99.96	1,249,475.00	1.62%	Moodys-Aaa	27
3134GYFG2	1,250,000.00	5.13	1,250,000.00	5.21	11,210.94	-525.00	S&P-AA+	0.33
			<b>8,955,049.67</b>		<b>8,958,955.44</b>	<b>11.64%</b>		<b>101</b>
<b>Sub Total US Agency   75%</b>	<b>9,000,000.00</b>	<b>4.20</b>	<b>8,959,138.27</b>	<b>4.74</b>	<b>96,035.59</b>	<b>-182.83</b>		<b>0.55</b>



## City of Colleyville | TX Portfolio Holdings by Asset Category Investment Policy Compliance

Date: 9/30/2024

Description	Face Amount / Shares	Settlement Date	Cost Value	Market Price	Market Value	% Portfolio	Credit Rating	Days To Call/Maturity
CUSIP		YTM @ Cost	Book Value	YTM @ Market	Accrued Interest	Unre. Gain/Loss	Credit Rating	Duration To Maturity
			76,934,037.05		76,949,852.20	100.00%		29
<b>TOTAL PORTFOLIO</b>	<b>76,978,987.38</b>	<b>4.92</b>	<b>76,938,125.65</b>	<b>4.95</b>	<b>195,309.18</b>	<b>11,726.55</b>		<b>0.11</b>

% TBD, pending investment policy clarification



# CITY OF COLLEYVILLE AUDIT COMMITTEE BRIEFING

---

**Agenda Number**

**Agenda Date** 3/4/2025

**Number -**

**Type** Report

**Department** Finance

---

**Title**

Quarterly investment report as of December 31, 2024

**Attachments**


1. December 2024 Investment Report



City of Colleyville | Texas  
**MONTHLY INVESTMENT REPORT**  
 December 31, 2024

**Compliance** | The City of Colleyville was in compliance with its investment policy and the Public Funds Investment Act. Specifically, the City only purchases securities from brokers who have reviewed the investment policy and signed a statement agreeing to comply with it. The maturity dates of the City's investments will meet the anticipated cash flow needs of the City.

Asset Category	Face Amount/Shares	Market Value	Book Value	% of Portfolio	YTM @ Cost	Days To Maturity
CD   Bank   100%	2,351,561.85	2,351,561.85	2,351,561.85	3.12	4.20	114
CD   Negotiable (Brokered)   100%	4,621,000.00	4,626,372.11	4,621,000.00	6.13	4.63	334
Operating Cash   TBD%	18,436,047.39	18,436,047.39	18,436,047.39	24.47	4.55	1
TX LGIP   75%	45,128,075.28	45,128,075.28	45,128,075.28	59.89	4.54	1
TX LGIP Commerical Paper   5%	1,842,255.65	1,842,255.65	1,842,255.65	2.44	4.69	1
US Agency   75%	3,000,000.00	2,971,375.79	2,971,140.31	3.94	4.42	158
<b>Total / Average</b>	<b>75,378,940.17</b>	<b>75,355,688.07</b>	<b>75,350,080.48</b>	<b>100.00</b>	<b>4.54</b>	<b>31</b>

  
 \_\_\_\_\_  
 Mark Wood, Assistant City Manager

2-20-25  
 \_\_\_\_\_  
 Date

  
 \_\_\_\_\_  
 Cassie Smith, Finance Director

2/20/2025  
 \_\_\_\_\_  
 Date

  
 \_\_\_\_\_  
 Karen Hines, Accounting Manager

2/19/25  
 \_\_\_\_\_  
 Date



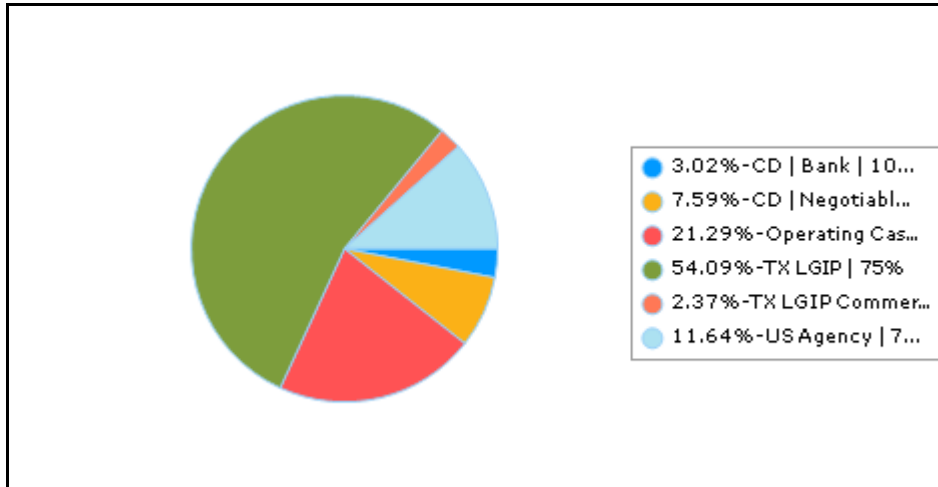
## City of Colleyville | TX Distribution by Asset Category - Market Value Investment Policy Compliance

Begin Date: 9/30/2024, End Date: 12/31/2024

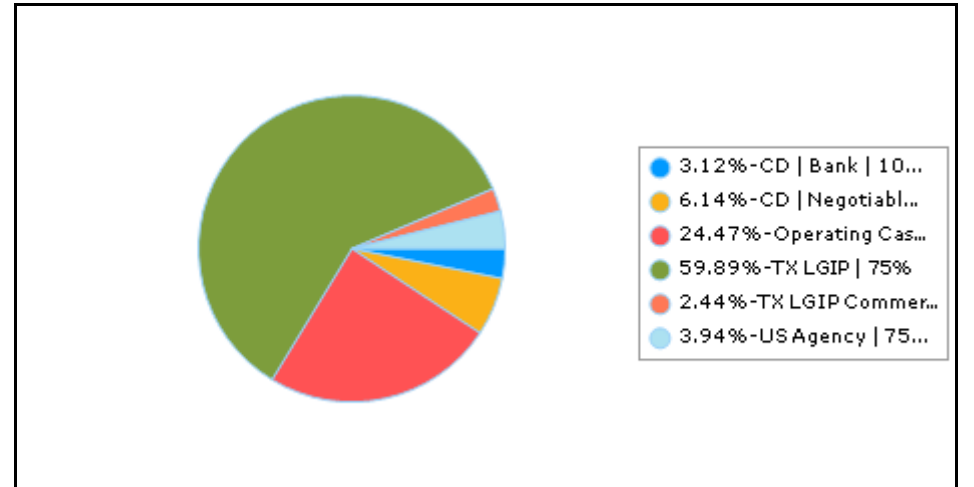
### Asset Category Allocation

Asset Category	Market Value 9/30/2024	% of Portfolio 9/30/2024	Market Value 12/31/2024	% of Portfolio 12/31/2024
CD   Bank   100%	2,324,733.30	3.02	2,351,561.85	3.12
CD   Negotiable (Brokered)   100%	5,840,909.38	7.59	4,626,372.11	6.14
Operating Cash   TBD%	16,380,321.23	21.29	18,436,047.39	24.47
TX LGIP   75%	41,624,959.02	54.09	45,128,075.28	59.89
TX LGIP Commerical Paper   5%	1,819,973.83	2.37	1,842,255.65	2.44
US Agency   75%	8,958,955.44	11.64	2,971,375.79	3.94
<b>Total / Average</b>	<b>76,949,852.20</b>	<b>100.00</b>	<b>75,355,688.07</b>	<b>100.00</b>

**Portfolio Holdings as of 9/30/2024**



**Portfolio Holdings as of 12/31/2024**



% TBD, pending investment policy clarification

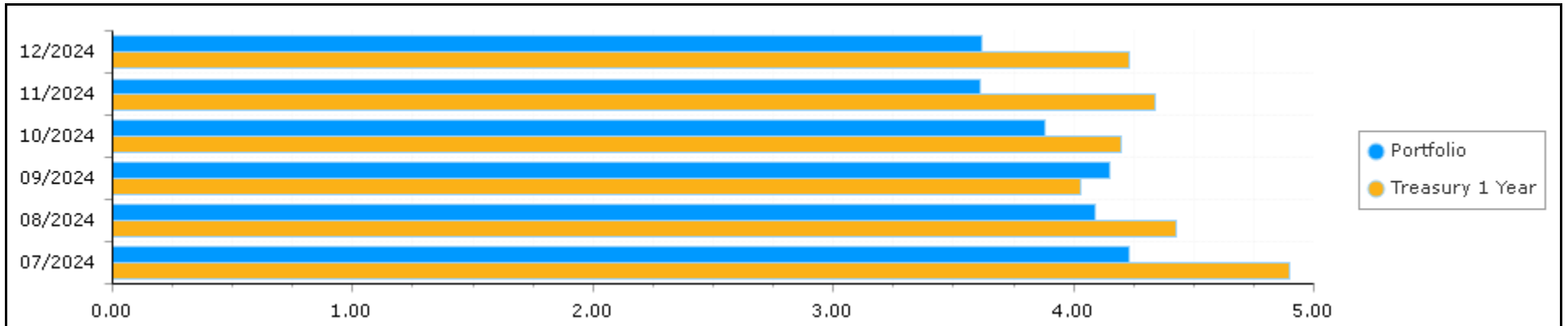


## City of Colleyville | TX Total Rate of Return - Book Value by Month All Portfolios

Begin Date: 7/31/2024, End Date: 12/31/2024

Month	Beginning BV + Accrued Interest	Interest Earned During Period-BV	Realized Gain/Loss-BV	Investment Income-BV	Average Capital Base-BV	TRR-BV	Annualized TRR-BV	Treasury 1 Year
7/31/2024	76,742,176.87	264,447.40	0.00	264,447.40	76,450,096.22	0.35	4.23	4.90
8/31/2024	78,222,160.90	261,265.55	0.00	261,265.55	78,109,986.67	0.33	4.09	4.43
9/30/2024	75,267,873.15	254,756.69	-116.67	254,640.02	74,943,427.33	0.34	4.15	4.03
10/31/2024	77,133,434.83	240,091.86	0.00	240,091.86	75,479,233.22	0.32	3.88	4.20
11/30/2024	71,727,647.50	210,076.79	0.00	210,076.79	70,940,826.60	0.30	3.61	4.34
12/31/2024	71,255,363.85	212,677.22	0.00	212,677.22	71,669,780.29	0.30	3.62	4.23
Total/Average	76,742,176.87	1,443,315.51	-116.67	1,443,198.84	74,131,848.23	1.95	3.93	4.36

### Annualized TRR-BV



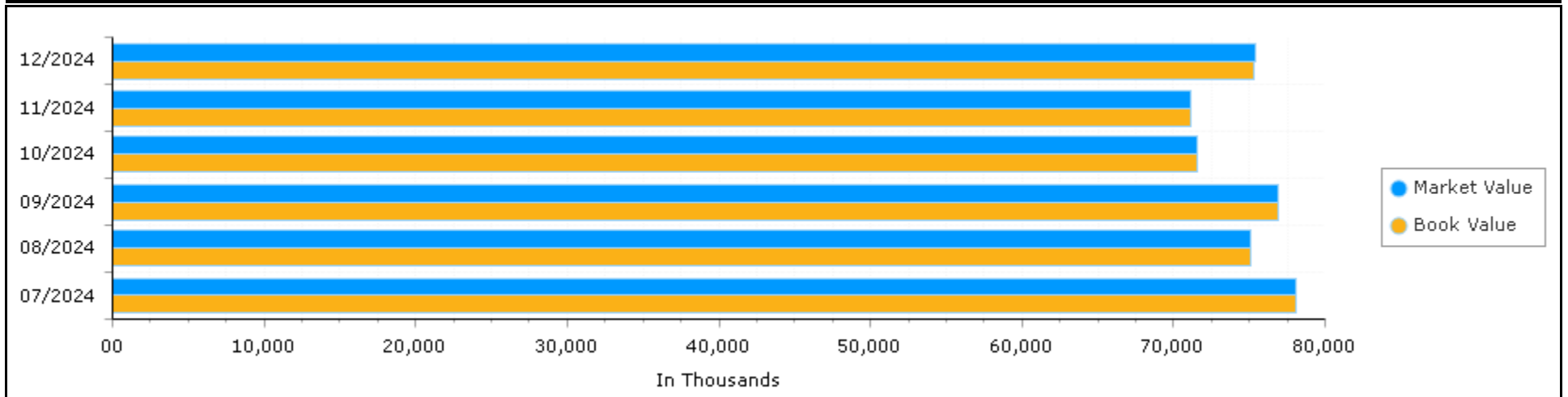


## City of Colleyville | TX Portfolio Summary by Month All Portfolios

Begin Date: 7/31/2024, End Date: 12/31/2024

Month	Market Value	Book Value	Unrealized Gain/Loss	YTM @ Cost	YTM @ Market	Duration	Days To Maturity
7/31/2024	78,078,851.90	78,104,334.20	-25,482.30	5.13	5.23	0.10	35
8/31/2024	75,090,988.96	75,105,261.98	-14,273.02	5.15	5.24	0.11	40
9/30/2024	76,949,852.20	76,938,125.65	11,726.55	4.92	4.95	0.11	38
10/31/2024	71,603,416.54	71,594,613.22	8,803.32	4.79	4.82	0.06	24
11/30/2024	71,167,607.62	71,168,574.16	-966.54	4.67	4.65	0.08	31
12/31/2024	75,355,688.07	75,350,080.48	5,607.59	4.54	4.51	0.08	31
Total / Average	74,707,734.22	74,710,164.95	-2,430.73	4.87	4.90	0.09	33

### Market Value / Book Value Comparison





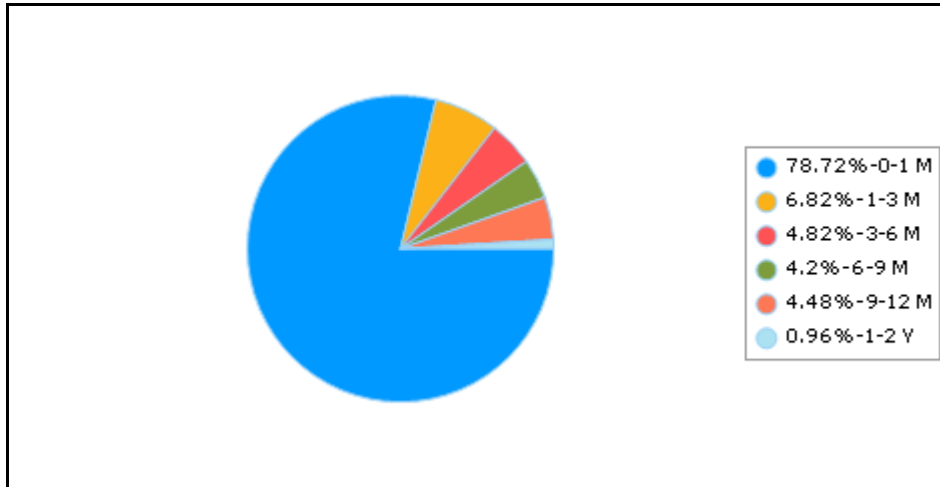
## City of Colleyville | TX Distribution by Maturity Range - Market Value All Portfolios

Begin Date: 9/30/2024, End Date: 12/31/2024

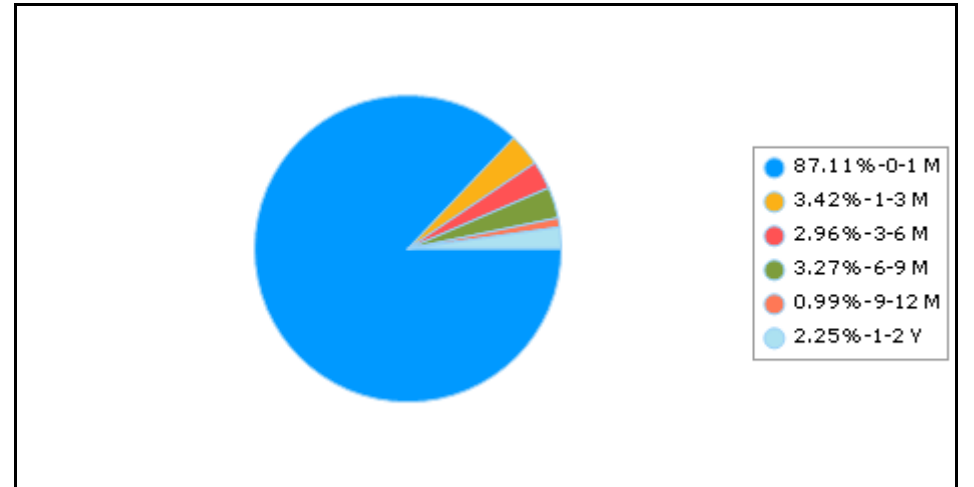
### Maturity Range Allocation

Maturity Range	Market Value 9/30/2024	% of Portfolio 9/30/2024	Market Value 12/31/2024	% of Portfolio 12/31/2024
0-1 Month	60,571,271.18	78.72	65,643,418.61	87.11
1-3 Months	5,248,210.02	6.82	2,580,429.16	3.42
3-6 Months	3,710,883.60	4.82	2,227,990.17	2.96
6-9 Months	3,235,120.38	4.20	2,462,033.27	3.27
9-12 Months	3,443,668.68	4.48	743,213.19	0.99
1-2 Years	740,698.34	0.96	1,698,603.67	2.25
<b>Total / Average</b>	<b>76,949,852.20</b>	<b>100.00</b>	<b>75,355,688.07</b>	<b>100.00</b>

**Portfolio Holdings as of 9/30/2024**



**Portfolio Holdings as of 12/31/2024**





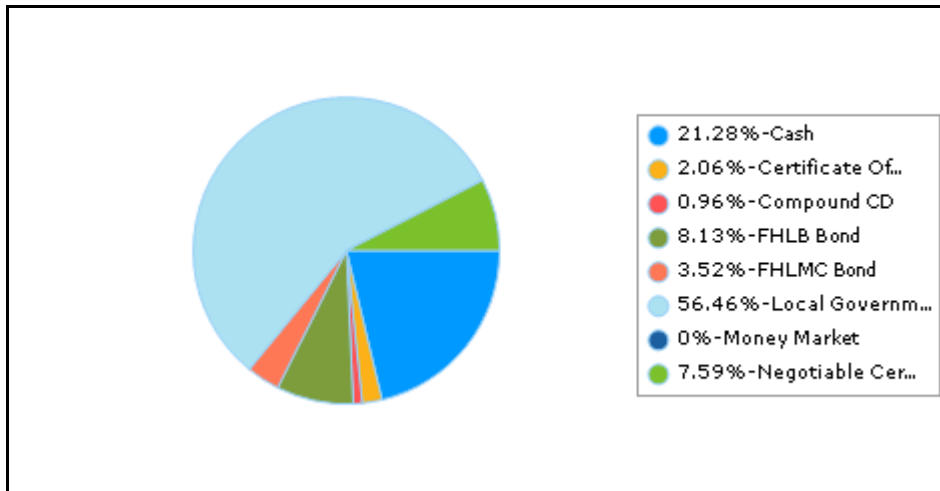
## City of Colleyville | TX Distribution by Security Type - Market Value All Portfolios

Begin Date: 9/30/2024, End Date: 12/31/2024

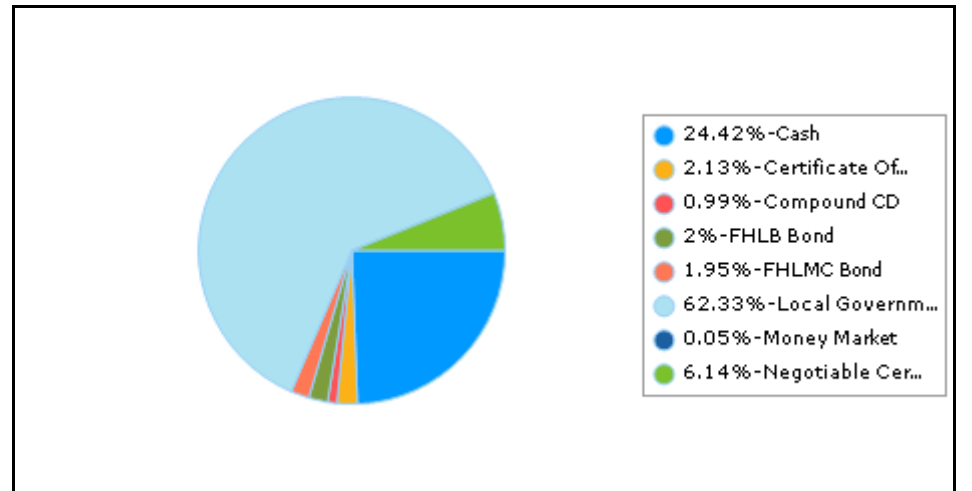
### Security Type Allocation

Security Type	Market Value 9/30/2024	% of Portfolio 9/30/2024	Market Value 12/31/2024	% of Portfolio 12/31/2024
Cash	16,377,100.29	21.28	18,401,406.90	24.42
Certificate Of Deposit	1,587,199.01	2.06	1,606,414.99	2.13
Compound CD	737,534.29	0.96	745,146.86	0.99
FHLB Bond	6,252,560.44	8.13	1,503,760.79	2.00
FHLMC Bond	2,706,395.00	3.52	1,467,615.00	1.95
Local Government Investment Pool	43,444,932.85	56.46	46,970,330.93	62.33
Money Market	3,220.94	0.00	34,640.49	0.05
Negotiable Certificate Of Deposit	5,840,909.38	7.59	4,626,372.11	6.14
<b>Total / Average</b>	<b>76,949,852.20</b>	<b>100.00</b>	<b>75,355,688.07</b>	<b>100.00</b>

### Portfolio Holdings as of 9/30/2024



### Portfolio Holdings as of 12/31/2024





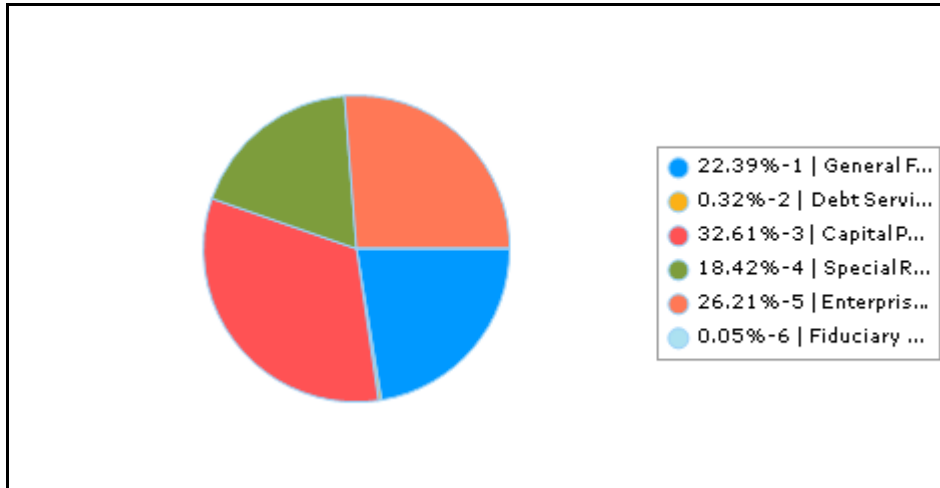
## City of Colleyville | TX Distribution by Main Fund - Market Value All Portfolios

Begin Date: 9/30/2024, End Date: 12/31/2024

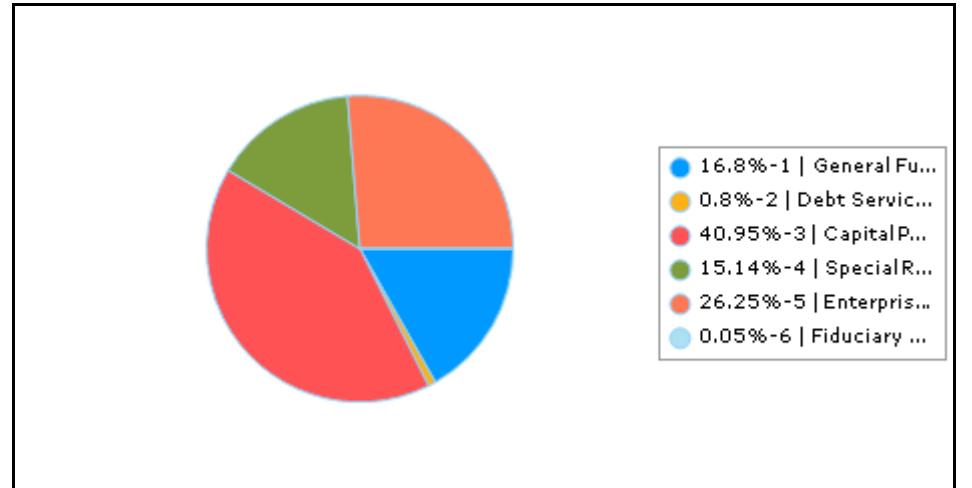
### Main Fund Allocation

Main Fund	Market Value 9/30/2024	% of Portfolio 9/30/2024	Market Value 12/31/2024	% of Portfolio 12/31/2024
1   General Fund	17,230,593.47	22.39	12,662,181.94	16.80
2   Debt Service Funds	245,303.55	0.32	605,998.10	0.80
3   Capital Project Funds	25,091,896.91	32.61	30,858,925.70	40.95
4   Special Revenue Funds	14,174,464.01	18.42	11,412,612.52	15.14
5   Enterprise Funds	20,170,821.40	26.21	19,779,620.08	26.25
6   Fiduciary Funds	36,772.86	0.05	36,349.73	0.05
<b>Total / Average</b>	<b>76,949,852.20</b>	<b>100.00</b>	<b>75,355,688.07</b>	<b>100.00</b>

**Portfolio Holdings as of 9/30/2024**



**Portfolio Holdings as of 12/31/2024**





## City of Colleyville | TX Projected Cash Flow by Month All Portfolios

Begin Date: 01-2025, End Date: 06-2025

Date	CUSIP	Face Amount/Shares	Description	Principal Amount	Interest/Dividends	Total
1/1/2025	87868YAU7	0.00	Technology CU CA 5 2/10/2025	0.00	1,053.15	1,053.15
1/1/2025	08756MAA8	0.00	Bethpage Federal CU NY 5.25 5/13/2025	0.00	1,105.81	1,105.81
1/8/2025	21923LAP8	0.00	Cornerstone Community CU 5.15 3/7/2025	0.00	1,084.75	1,084.75
1/9/2025	919853LD1	237,000.00	Valley National Bank NJ 5.15 1/9/2025	237,000.00	9,195.92	246,195.92
1/10/2025	29367RNH5	0.00	Enterprise Bank 4.15 12/10/2026	0.00	835.34	835.34
1/10/2025	29367SLK8	0.00	Enterprise Bank & Trust 4.2 12/10/2025	0.00	888.21	888.21
1/13/2025	31762FAF6	0.00	Financial Partners 4.35 9/12/2025	0.00	919.94	919.94
1/21/2025	3137EAEU9	0.00	FHLMC 0.375 7/21/2025	0.00	2,812.50	2,812.50
1/26/2025	31944MEE1	0.00	First Carolina Bank 4.15 11/26/2025	0.00	877.64	877.64
1/27/2025	30191MAL1	0.00	FFB Bank 4 11/27/2026	0.00	845.92	845.92
<b>January 2025</b>				<b>237,000.00</b>	<b>19,619.18</b>	<b>256,619.18</b>
2/1/2025	87868YAU7	0.00	Technology CU CA 5 2/10/2025	0.00	1,053.15	1,053.15
2/1/2025	08756MAA8	0.00	Bethpage Federal CU NY 5.25 5/13/2025	0.00	1,105.81	1,105.81
2/8/2025	21923LAP8	0.00	Cornerstone Community CU 5.15 3/7/2025	0.00	1,084.75	1,084.75
2/10/2025	87868YAU7	248,000.00	Technology CU CA 5 2/10/2025	248,000.00	305.75	248,305.75
2/10/2025	29367RNH5	0.00	Enterprise Bank 4.15 12/10/2026	0.00	835.34	835.34
2/10/2025	29367SLK8	0.00	Enterprise Bank & Trust 4.2 12/10/2025	0.00	888.21	888.21
2/10/2025	32022RYV3	0.00	1ST FINANCIAL BANK USA 4 7/10/2026	0.00	805.15	805.15
2/13/2025	31762FAF6	0.00	Financial Partners 4.35 9/12/2025	0.00	919.94	919.94
2/18/2025	80280JXP1	237,000.00	Santander Bank DE 5.25 2/18/2025	237,000.00	9,442.66	246,442.66
2/19/2025	CD0838-E	1,606,414.99	Frost Bank 4.23 2/19/2025	1,606,414.99	16,755.13	1,623,170.12
2/24/2025	806344AN7	240,000.00	Schaumburg Bank & Trust CT 5.3 2/24/2025	240,000.00	9,618.41	249,618.41
2/26/2025	31944MEE1	0.00	First Carolina Bank 4.15 11/26/2025	0.00	877.64	877.64
2/27/2025	30191MAL1	0.00	FFB Bank 4 11/27/2026	0.00	845.92	845.92
<b>February 2025</b>				<b>2,331,414.99</b>	<b>44,537.86</b>	<b>2,375,952.85</b>



## City of Colleyville | TX Projected Cash Flow by Month All Portfolios

Begin Date: 01-2025, End Date: 06-2025

Date	CUSIP	Face Amount/Shares	Description	Principal Amount	Interest/Dividends	Total
3/1/2025	83616HAG9	0.00	SOUND 4.3 2/2/2026	0.00	850.69	850.69
3/1/2025	08756MAA8	0.00	Bethpage Federal CU NY 5.25 5/13/2025	0.00	998.79	998.79
3/6/2025	320437AH9	0.00	First Guaranty Bank 4.15 3/6/2026	0.00	5,021.39	5,021.39
3/7/2025	21923LAP8	248,000.00	Cornerstone Community CU 5.15 3/7/2025	248,000.00	944.78	248,944.78
3/9/2025	CD1584-D	0.00	Simmons Bank 4.14 9/9/2025	0.00	7,606.62	7,606.62
3/10/2025	29367RNH5	0.00	Enterprise Bank 4.15 12/10/2026	0.00	754.50	754.50
3/10/2025	29367SLK8	0.00	Enterprise Bank & Trust 4.2 12/10/2025	0.00	802.26	802.26
3/10/2025	32022RYV3	0.00	1ST FINANCIAL BANK USA 4 7/10/2026	0.00	727.23	727.23
3/13/2025	31762FAF6	0.00	Financial Partners 4.35 9/12/2025	0.00	830.91	830.91
3/26/2025	31944MEE1	0.00	First Carolina Bank 4.15 11/26/2025	0.00	792.71	792.71
3/27/2025	30191MAL1	0.00	FFB Bank 4 11/27/2026	0.00	764.05	764.05
<b>March 2025</b>				<b>248,000.00</b>	<b>20,093.93</b>	<b>268,093.93</b>
4/1/2025	83616HAG9	0.00	SOUND 4.3 2/2/2026	0.00	909.36	909.36
4/1/2025	08756MAA8	0.00	Bethpage Federal CU NY 5.25 5/13/2025	0.00	1,105.81	1,105.81
4/10/2025	29367RNH5	0.00	Enterprise Bank 4.15 12/10/2026	0.00	835.34	835.34
4/10/2025	29367SLK8	0.00	Enterprise Bank & Trust 4.2 12/10/2025	0.00	888.21	888.21
4/10/2025	32022RYV3	0.00	1ST FINANCIAL BANK USA 4 7/10/2026	0.00	805.15	805.15
4/13/2025	31762FAF6	0.00	Financial Partners 4.35 9/12/2025	0.00	919.94	919.94
4/25/2025	3130B15Z6	1,500,000.00	FHLB 5.2 4/25/2025	1,500,000.00	39,000.00	1,539,000.00
4/26/2025	31944MEE1	0.00	First Carolina Bank 4.15 11/26/2025	0.00	877.64	877.64
4/27/2025	30191MAL1	0.00	FFB Bank 4 11/27/2026	0.00	845.92	845.92
<b>April 2025</b>				<b>1,500,000.00</b>	<b>46,187.37</b>	<b>1,546,187.37</b>
5/1/2025	83616HAG9	0.00	SOUND 4.3 2/2/2026	0.00	880.03	880.03
5/1/2025	08756MAA8	0.00	Bethpage Federal CU NY 5.25 5/13/2025	0.00	1,070.14	1,070.14
5/9/2025	06051XDJ8	237,000.00	Bank of America NC 5.15 5/9/2025	237,000.00	12,205.50	249,205.50



## City of Colleyville | TX Projected Cash Flow by Month All Portfolios

Begin Date: 01-2025, End Date: 06-2025

Date	CUSIP	Face Amount/Shares	Description	Principal Amount	Interest/Dividends	Total
5/10/2025	29367RNH5	0.00	Enterprise Bank 4.15 12/10/2026	0.00	808.40	808.40
5/10/2025	29367SLK8	0.00	Enterprise Bank & Trust 4.2 12/10/2025	0.00	859.56	859.56
5/10/2025	32022RYV3	0.00	1ST FINANCIAL BANK USA 4 7/10/2026	0.00	779.18	779.18
5/13/2025	31762FAF6	0.00	Financial Partners 4.35 9/12/2025	0.00	890.26	890.26
5/13/2025	08756MAA8	248,000.00	Bethpage Federal CU NY 5.25 5/13/2025	248,000.00	428.05	248,428.05
5/15/2025	05612LCL4	0.00	BMW Bank of North America 4.05 11/16/2026	0.00	4,920.47	4,920.47
5/21/2025	949764NQ3	237,000.00	Wells Fargo Bank SD 5.25 5/21/2025	237,000.00	12,442.50	249,442.50
5/24/2025	05584CNT9	0.00	Bank of NY Mellon PA 5.1 11/24/2025	0.00	6,145.57	6,145.57
5/26/2025	31944MEE1	0.00	First Carolina Bank 4.15 11/26/2025	0.00	849.33	849.33
5/27/2025	61690DB49	0.00	Morgan Stanley Bank 4.15 11/27/2026	0.00	5,021.39	5,021.39
5/27/2025	30191MAL1	0.00	FFB Bank 4 11/27/2026	0.00	818.63	818.63
<b>May 2025</b>				<b>722,000.00</b>	<b>48,119.01</b>	<b>770,119.01</b>
6/1/2025	83616HAG9	0.00	SOUND 4.3 2/2/2026	0.00	909.36	909.36
6/9/2025	CD1584-D	0.00	Simmons Bank 4.14 9/9/2025	0.00	7,775.66	7,775.66
6/10/2025	29367RNH5	0.00	Enterprise Bank 4.15 12/10/2026	0.00	835.34	835.34
6/10/2025	29367SLK8	0.00	Enterprise Bank & Trust 4.2 12/10/2025	0.00	888.21	888.21
6/10/2025	32022RYV3	0.00	1ST FINANCIAL BANK USA 4 7/10/2026	0.00	805.15	805.15
6/11/2025	68405VCV9	0.00	Optum Bank, Inc 4.15 12/11/2026	0.00	4,966.36	4,966.36
6/13/2025	31762FAF6	0.00	Financial Partners 4.35 9/12/2025	0.00	919.94	919.94
6/24/2025	38150VF61	0.00	Goldman Sachs Bank USA 4 6/24/2026	0.00	4,786.85	4,786.85
6/26/2025	31944MEE1	0.00	First Carolina Bank 4.15 11/26/2025	0.00	877.64	877.64
6/27/2025	30191MAL1	0.00	FFB Bank 4 11/27/2026	0.00	845.92	845.92
<b>June 2025</b>				<b>0.00</b>	<b>23,610.43</b>	<b>23,610.43</b>
<b>TOTAL</b>				<b>5,038,414.99</b>	<b>202,167.78</b>	<b>5,240,582.77</b>



## City of Colleyville | TX Portfolio Holdings by Asset Category Investment Policy Compliance

Date: 12/31/2024

Description	Face Amount / Shares	Settlement Date	Cost Value	Market Price	Market Value	% Portfolio	Credit Rating	Days To Call/Maturity
CUSIP		YTM @ Cost	Book Value	YTM @ Market	Accrued Interest	Unre. Gain/Loss	Credit Rating	Duration To Maturity
<b>CD   Bank   100%</b>								
Frost Bank 4.23 2/19/2025		11/21/2024	1,606,414.99	100.00	1,606,414.99	2.13%	NR	50
CD0838-E	1,606,414.99	4.23	1,606,414.99	4.23	7,446.72	0.00	NR	0.14
Simmons Bank 4.14 9/9/2025		9/9/2024	745,146.86	100.00	745,146.86	0.99%	NR	252
CD1584-D	745,146.86	4.14	745,146.86	4.14	1,859.40	0.00	NR	0.68
			<b>2,351,561.85</b>		<b>2,351,561.85</b>	<b>3.12%</b>		<b>114</b>
<b>Sub Total CD   Bank   100%</b>	<b>2,351,561.85</b>	<b>4.20</b>	<b>2,351,561.85</b>	<b>4.20</b>	<b>9,306.12</b>	<b>0.00</b>		<b>0.31</b>
<b>CD   Negotiable (Brokered)   100%</b>								
Bank of America NC 5.15 5/9/2025		5/9/2024	237,000.00	100.27	237,637.53	0.31%	FDIC Insured	129
06051XDJ8	237,000.00	5.15	237,000.00	4.24	7,891.78	637.53	FDIC Insured	0.35
Bank of NY Mellon PA 5.1 11/24/2025		5/24/2024	243,000.00	100.84	245,033.91	0.32%	FDIC Insured	328
05584CNT9	243,000.00	5.10	243,000.00	4.14	1,256.28	2,033.91	FDIC Insured	0.89
Bethpage Federal CU NY 5.25 5/13/2025		5/13/2024	248,000.00	100.32	248,783.68	0.33%	NCUA Insured	133
08756MAA8	248,000.00	5.25	248,000.00	4.38	1,070.14	783.68	NCUA Insured	0.36
BMW Bank of North America 4.05 11/16/2026		11/15/2024	245,000.00	100.07	245,171.50	0.33%	FDIC Insured	685
05612LCL4	245,000.00	4.05	245,000.00	4.02	1,250.51	171.50	FDIC Insured	1.82
Cornerstone Community CU 5.15 3/7/2025		3/8/2024	248,000.00	100.12	248,300.08	0.33%	NCUA Insured	66
21923LAP8	248,000.00	5.15	248,000.00	4.49	804.81	300.08	NCUA Insured	0.18
Enterprise Bank & Trust 4.2 12/10/2025		9/10/2024	249,000.00	100.06	249,154.38	0.33%	FDIC Insured	344
29367SLK8	249,000.00	4.20	249,000.00	4.13	601.69	154.38	FDIC Insured	0.92
Enterprise Bank 4.15 12/10/2026		12/10/2024	237,000.00	100.23	237,552.21	0.31%	FDIC Insured	709
29367RNH5	237,000.00	4.15	237,000.00	4.03	565.88	552.21	FDIC Insured	1.87
FFB Bank 4 11/27/2026		11/27/2024	249,000.00	99.20	247,008.00	0.33%	FDIC Insured	696
30191MAL1	249,000.00	4.00	249,000.00	4.44	109.15	-1,992.00	FDIC Insured	1.84
Financial Partners 4.35 9/12/2025		9/13/2024	249,000.00	100.11	249,271.41	0.33%	FDIC Insured	255
31762FAF6	249,000.00	4.35	249,000.00	4.19	534.16	271.41	FDIC Insured	0.69



## City of Colleyville | TX Portfolio Holdings by Asset Category Investment Policy Compliance

Date: 12/31/2024

Description	Face Amount / Shares	Settlement Date	Cost Value	Market Price	Market Value	% Portfolio	Credit Rating	Days To Call/Maturity
CUSIP		YTM @ Cost	Book Value	YTM @ Market	Accrued Interest	Unre. Gain/Loss	Credit Rating	Duration To Maturity
First Carolina Bank 4.15 11/26/2025		11/26/2024	249,000.00	100.01	249,024.90	0.33%	FDIC Insured	330
31944MEE1	249,000.00	4.15	249,000.00	4.14	141.55	24.90	FDIC Insured	0.89
First Guaranty Bank 4.15 3/6/2026		9/6/2024	244,000.00	100.04	244,102.48	0.32%	FDIC Insured	430
320437AH9	244,000.00	4.15	244,000.00	4.11	3,218.13	102.48	FDIC Insured	1.15
Goldman Sachs Bank USA 4 6/24/2026		12/24/2024	240,000.00	99.88	239,714.40	0.32%	FDIC Insured	540
38150VF61	240,000.00	4.00	240,000.00	4.08	184.11	-285.60	FDIC Insured	1.45
Morgan Stanley Bank 4.15 11/27/2026		11/27/2024	244,000.00	100.22	244,529.48	0.32%	FDIC Insured	696
61690DB49	244,000.00	4.15	244,000.00	4.03	943.24	529.48	FDIC Insured	1.85
Optum Bank, Inc 4.15 12/11/2026		12/11/2024	240,000.00	100.22	240,525.60	0.32%	FDIC Insured	710
68405VCV9	240,000.00	4.15	240,000.00	4.03	545.75	525.60	FDIC Insured	1.88
Santander Bank DE 5.25 2/18/2025		5/17/2024	237,000.00	100.11	237,258.33	0.31%	FDIC Insured	49
80280JXP1	237,000.00	5.25	237,000.00	4.29	7,772.30	258.33	FDIC Insured	0.13
Schaumburg Bank & Trust CT 5.3 2/24/2025		5/24/2024	240,000.00	100.13	240,314.40	0.32%	FDIC Insured	55
806344AN7	240,000.00	5.30	240,000.00	4.29	7,701.70	314.40	FDIC Insured	0.15
Technology CU CA 5 2/10/2025		2/9/2024	248,000.00	100.06	248,141.36	0.33%	NCUA Insured	41
87868YAU7	248,000.00	5.00	248,000.00	4.49	1,019.18	141.36	NCUA Insured	0.11
Valley National Bank NJ 5.15 1/9/2025		4/9/2024	237,000.00	100.02	237,040.29	0.31%	FDIC Insured	9
919853LD1	237,000.00	5.15	237,000.00	4.30	8,894.97	40.29	FDIC Insured	0.02
Wells Fargo Bank SD 5.25 5/21/2025		5/21/2024	237,000.00	100.34	237,808.17	0.31%	FDIC Insured	141
949764NQ3	237,000.00	5.25	237,000.00	4.22	7,635.95	808.17	FDIC Insured	0.39
			<b>4,621,000.00</b>		<b>4,626,372.11</b>	<b>6.11%</b>		<b>334</b>
<b>Sub Total CD   Negotiable (Brokered)   100%</b>	<b>4,621,000.00</b>	<b>4.63</b>	<b>4,621,000.00</b>	<b>4.21</b>	<b>52,141.28</b>	<b>5,372.11</b>		<b>0.89</b>
<b>Operating Cash   TBD%</b>								
Frost Cash   CEDC Cash		6/30/2024	1,966,347.16	100.00	1,966,347.16	2.61%	NR	1
FROSTCASH1429	1,966,347.16	4.56	1,966,347.16	4.56		0.00	NR	0



## City of Colleyville | TX Portfolio Holdings by Asset Category Investment Policy Compliance

Date: 12/31/2024

Description	Face Amount / Shares	Settlement Date	Cost Value	Market Price	Market Value	% Portfolio	Credit Rating	Days To Call/Maturity
CUSIP		YTM @ Cost	Book Value	YTM @ Market	Accrued Interest	Unre. Gain/Loss	Credit Rating	Duration To Maturity
Frost Cash   Operating Cash		6/30/2024	12,889.55	100.00	12,889.55	0.02%	NR	1
FROSTCASH1402	12,889.55	4.56	12,889.55	4.56		0.00	NR	0
Frost Cash   Operating Cash		6/30/2024	19,729.28	100.00	19,729.28	0.03%	NR	1
FROSTCASH1402	19,729.28	4.56	19,729.28	4.56		0.00	NR	0
Frost Cash   Operating Cash		6/30/2024	1,145.36	100.00	1,145.36	0%	NR	1
FROSTCASH1402	1,145.36	4.56	1,145.36	4.56		0.00	NR	0
Frost Cash   Operating Cash		6/30/2024	3,103.83	100.00	3,103.83	0%	NR	1
FROSTCASH1402	3,103.83	4.56	3,103.83	4.56		0.00	NR	0
Frost Cash   Operating Cash		6/30/2024	8,322.39	100.00	8,322.39	0.01%	NR	1
FROSTCASH1402	8,322.39	4.56	8,322.39	4.56		0.00	NR	0
Frost Cash   Operating Cash		6/30/2024	12,937.71	100.00	12,937.71	0.02%	NR	1
FROSTCASH1402	12,937.71	4.56	12,937.71	4.56		0.00	NR	0
Frost Cash   Operating Cash		6/30/2024	236,401.40	100.00	236,401.40	0.31%	NR	1
FROSTCASH1402	236,401.40	4.56	236,401.40	4.56		0.00	NR	0
Frost Cash   Operating Cash		6/30/2024	63,101.09	100.00	63,101.09	0.08%	NR	1
FROSTCASH1402	63,101.09	4.56	63,101.09	4.56		0.00	NR	0
Frost Cash   Operating Cash		6/30/2024	73,582.02	100.00	73,582.02	0.1%	NR	1
FROSTCASH1402	73,582.02	4.56	73,582.02	4.56		0.00	NR	0
Frost Cash   Operating Cash		6/30/2024	43,560.36	100.00	43,560.36	0.06%	NR	1
FROSTCASH1402	43,560.36	4.56	43,560.36	4.56		0.00	NR	0
Frost Cash   Operating Cash		6/30/2024	44,100.26	100.00	44,100.26	0.06%	NR	1
FROSTCASH1402	44,100.26	4.56	44,100.26	4.56		0.00	NR	0
Frost Cash   Operating Cash		6/30/2024	2,695,816.01	100.00	2,695,816.01	3.58%	NR	1
FROSTCASH1402	2,695,816.01	4.56	2,695,816.01	4.56		0.00	NR	0



## City of Colleyville | TX Portfolio Holdings by Asset Category Investment Policy Compliance

Date: 12/31/2024

Description	Face Amount / Shares	Settlement Date	Cost Value	Market Price	Market Value	% Portfolio	Credit Rating	Days To Call/Maturity
CUSIP		YTM @ Cost	Book Value	YTM @ Market	Accrued Interest	Unre. Gain/Loss	Credit Rating	Duration To Maturity
Frost Cash   Operating Cash		6/30/2024	134,990.74	100.00	134,990.74	0.18%	NR	1
FROSTCASH1402	134,990.74	4.56	134,990.74	4.56		0.00	NR	0
Frost Cash   Operating Cash		6/30/2024	40,358.39	100.00	40,358.39	0.05%	NR	1
FROSTCASH1402	40,358.39	4.56	40,358.39	4.56		0.00	NR	0
Frost Cash   Operating Cash		6/30/2024	2,032.68	100.00	2,032.68	0%	NR	1
FROSTCASH1402	2,032.68	4.56	2,032.68	4.56		0.00	NR	0
Frost Cash   Operating Cash		6/30/2024	55,121.41	100.00	55,121.41	0.07%	NR	1
FROSTCASH1402	55,121.41	4.56	55,121.41	4.56		0.00	NR	0
Frost Cash   Operating Cash		6/30/2024	737,231.57	100.00	737,231.57	0.98%	NR	1
FROSTCASH1402	737,231.57	4.56	737,231.57	4.56		0.00	NR	0
Frost Cash   Operating Cash		6/30/2024	20,489.37	100.00	20,489.37	0.03%	NR	1
FROSTCASH1402	20,489.37	4.56	20,489.37	4.56		0.00	NR	0
Frost Cash   Operating Cash		6/30/2024	-190,595.01	100.00	-190,595.01	-0.25%	NR	1
FROSTCASH1402	-190,595.01	4.56	-190,595.01	4.56		0.00	NR	0
Frost Cash   Operating Cash		6/30/2024	35,054.80	100.00	35,054.80	0.05%	NR	1
FROSTCASH1402	35,054.80	4.56	35,054.80	4.56		0.00	NR	0
Frost Cash   Operating Cash		6/30/2024	911,593.93	100.00	911,593.93	1.21%	NR	1
FROSTCASH1402	911,593.93	4.56	911,593.93	4.56		0.00	NR	0
Frost Cash   Operating Cash		6/30/2024	715,573.24	100.00	715,573.24	0.95%	NR	1
FROSTCASH1402	715,573.24	4.56	715,573.24	4.56		0.00	NR	0
Frost Cash   Operating Cash		6/30/2024	1,384,671.77	100.00	1,384,671.77	1.84%	NR	1
FROSTCASH1402	1,384,671.77	4.56	1,384,671.77	4.56		0.00	NR	0
Frost Cash   Operating Cash		6/30/2024	3,441,697.23	100.00	3,441,697.23	4.57%	NR	1
FROSTCASH1402	3,441,697.23	4.56	3,441,697.23	4.56		0.00	NR	0



## City of Colleyville | TX Portfolio Holdings by Asset Category Investment Policy Compliance

Date: 12/31/2024

Description	Face Amount / Shares	Settlement Date	Cost Value	Market Price	Market Value	% Portfolio	Credit Rating	Days To Call/Maturity
CUSIP		YTM @ Cost	Book Value	YTM @ Market	Accrued Interest	Unre. Gain/Loss	Credit Rating	Duration To Maturity
Frost Cash   Operating Cash		6/30/2024	19,707.99	100.00	19,707.99	0.03%	NR	1
FROSTCASH1402	19,707.99	4.56	19,707.99	4.56		0.00	NR	0
Frost Cash   Operating Cash		6/30/2024	520,128.61	100.00	520,128.61	0.69%	NR	1
FROSTCASH1402	520,128.61	4.56	520,128.61	4.56		0.00	NR	0
Frost Cash   Operating Cash		6/30/2024	2,770,110.64	100.00	2,770,110.64	3.68%	NR	1
FROSTCASH1402	2,770,110.64	4.56	2,770,110.64	4.56		0.00	NR	0
Frost Cash   Operating Cash		6/30/2024	146,550.26	100.00	146,550.26	0.19%	NR	1
FROSTCASH1402	146,550.26	4.56	146,550.26	4.56		0.00	NR	0
Frost Cash   Operating Cash		6/30/2024	255,673.63	100.00	255,673.63	0.34%	NR	1
FROSTCASH1402	255,673.63	4.56	255,673.63	4.56		0.00	NR	0
Frost Cash   Operating Cash		6/30/2024	1,613,981.13	100.00	1,613,981.13	2.14%	NR	1
FROSTCASH1402	1,613,981.13	4.56	1,613,981.13	4.56		0.00	NR	0
Frost Cash   Operating Cash		6/30/2024	605,998.10	100.00	605,998.10	0.8%	NR	1
FROSTCASH1402	605,998.10	4.56	605,998.10	4.56		0.00	NR	0
Multi-Bank Securities MM		6/30/2024	34,640.49	100.00	34,640.49	0.05%	NR	1
MBS8852	34,640.49	0.10	34,640.49	0.10		0.00	NR	0
<b>Sub Total Operating Cash   TBD%</b>	<b>18,436,047.39</b>	<b>4.55</b>	<b>18,436,047.39</b>	<b>4.55</b>	<b>18,436,047.39</b>	<b>24.48%</b>	<b>0.00</b>	<b>0</b>
<b>TX LGIP   75%</b>								
Texas CLASS LGIP		6/30/2024	2,624,084.58	100.00	2,624,084.58	3.48%	NR	1
TEXASCLASS4001	2,624,084.58	4.45	2,624,084.58	4.45		0.00	NR	0
Texas CLASS LGIP		6/30/2024	4,312,695.27	100.00	4,312,695.27	5.72%	NR	1
TEXASCLASS4001	4,312,695.27	4.45	4,312,695.27	4.45		0.00	NR	0
Texas CLASS LGIP		6/30/2024	2,089,123.23	100.00	2,089,123.23	2.77%	NR	1
TEXASCLASS4001	2,089,123.23	4.45	2,089,123.23	4.45		0.00	NR	0



## City of Colleyville | TX Portfolio Holdings by Asset Category Investment Policy Compliance

Date: 12/31/2024

Description	Face Amount / Shares	Settlement Date	Cost Value	Market Price	Market Value	% Portfolio	Credit Rating	Days To Call/Maturity
CUSIP		YTM @ Cost	Book Value	YTM @ Market	Accrued Interest	Unre. Gain/Loss	Credit Rating	Duration To Maturity
TexasStar LGIP		6/30/2024	3,730.90	100.00	3,730.90	0%	NR	1
TEXSTAR1110	3,730.90	4.56	3,730.90	4.56		0.00	NR	0
TexasStar LGIP		6/30/2024	284,980.78	100.00	284,980.78	0.38%	NR	1
TEXSTAR1110	284,980.78	4.56	284,980.78	4.56		0.00	NR	0
TexasStar LGIP		6/30/2024	555,896.57	100.00	555,896.57	0.74%	NR	1
TEXSTAR1110	555,896.57	4.56	555,896.57	4.56		0.00	NR	0
TexasStar LGIP		6/30/2024	1,105,497.43	100.00	1,105,497.43	1.47%	NR	1
TEXSTAR1110	1,105,497.43	4.56	1,105,497.43	4.56		0.00	NR	0
TexasStar LGIP		6/30/2024	6,837.26	100.00	6,837.26	0.01%	NR	1
TEXSTAR1110	6,837.26	4.56	6,837.26	4.56		0.00	NR	0
TexasStar LGIP		6/30/2024	1,147,949.55	100.00	1,147,949.55	1.52%	NR	1
TEXSTAR1110	1,147,949.55	4.56	1,147,949.55	4.56		0.00	NR	0
TexasStar LGIP		6/30/2024	10,322.21	100.00	10,322.21	0.01%	NR	1
TEXSTAR1110	10,322.21	4.56	10,322.21	4.56		0.00	NR	0
TexasStar LGIP		6/30/2024	269,920.05	100.00	269,920.05	0.36%	NR	1
TEXSTAR1110	269,920.05	4.56	269,920.05	4.56		0.00	NR	0
TexasStar LGIP		6/30/2024	1,107,981.06	100.00	1,107,981.06	1.47%	NR	1
TEXSTAR1110	1,107,981.06	4.56	1,107,981.06	4.56		0.00	NR	0
TexasStar LGIP		6/30/2024	898,301.96	100.00	898,301.96	1.19%	NR	1
TEXSTAR1110	898,301.96	4.56	898,301.96	4.56		0.00	NR	0
TexasStar LGIP		6/30/2024	2,939,110.17	100.00	2,939,110.17	3.9%	NR	1
TEXSTAR1110	2,939,110.17	4.56	2,939,110.17	4.56		0.00	NR	0
TexasStar LGIP		6/30/2024	3,073,761.59	100.00	3,073,761.59	4.08%	NR	1
TEXSTAR1110	3,073,761.59	4.56	3,073,761.59	4.56		0.00	NR	0



## City of Colleyville | TX Portfolio Holdings by Asset Category Investment Policy Compliance

Date: 12/31/2024

Description	Face Amount / Shares	Settlement Date	Cost Value	Market Price	Market Value	% Portfolio	Credit Rating	Days To Call/Maturity
CUSIP		YTM @ Cost	Book Value	YTM @ Market	Accrued Interest	Unre. Gain/Loss	Credit Rating	Duration To Maturity
TexPool LGIP		6/30/2024	2,342,168.88	100.00	2,342,168.88	3.11%	NR	1
TEXPOOL0001	2,342,168.88	4.56	2,342,168.88	4.56		0.00	NR	0
TexPool LGIP		6/30/2024	10,913.10	100.00	10,913.10	0.01%	NR	1
TEXPOOL0001	10,913.10	4.56	10,913.10	4.56		0.00	NR	0
TexPool LGIP		6/30/2024	200,856.34	100.00	200,856.34	0.27%	NR	1
TEXPOOL0001	200,856.34	4.56	200,856.34	4.56		0.00	NR	0
TexPool LGIP		6/30/2024	805,198.82	100.00	805,198.82	1.07%	NR	1
TEXPOOL0001	805,198.82	4.56	805,198.82	4.56		0.00	NR	0
TexPool LGIP		6/30/2024	3,987,848.88	100.00	3,987,848.88	5.29%	NR	1
TEXPOOL0001	3,987,848.88	4.56	3,987,848.88	4.56		0.00	NR	0
TexPool LGIP		6/30/2024	2,214,285.89	100.00	2,214,285.89	2.94%	NR	1
TEXPOOL0001	2,214,285.89	4.56	2,214,285.89	4.56		0.00	NR	0
TexPool LGIP		6/30/2024	72,945.18	100.00	72,945.18	0.1%	NR	1
TEXPOOL0001	72,945.18	4.56	72,945.18	4.56		0.00	NR	0
TexPool LGIP		6/30/2024	985,131.23	100.00	985,131.23	1.31%	NR	1
TEXPOOL0001	985,131.23	4.56	985,131.23	4.56		0.00	NR	0
TexPool LGIP		6/30/2024	2,524,445.54	100.00	2,524,445.54	3.35%	NR	1
TEXPOOL0001	2,524,445.54	4.56	2,524,445.54	4.56		0.00	NR	0
TexPool LGIP		6/30/2024	569,224.94	100.00	569,224.94	0.76%	NR	1
TEXPOOL0001	569,224.94	4.56	569,224.94	4.56		0.00	NR	0
TexPool LGIP		6/30/2024	713,707.43	100.00	713,707.43	0.95%	NR	1
TEXPOOL0001	713,707.43	4.56	713,707.43	4.56		0.00	NR	0
TexPool LGIP		6/30/2024	2,723,134.06	100.00	2,723,134.06	3.61%	NR	1
TEXPOOL0001	2,723,134.06	4.56	2,723,134.06	4.56		0.00	NR	0



## City of Colleyville | TX Portfolio Holdings by Asset Category Investment Policy Compliance

Date: 12/31/2024

Description	Face Amount / Shares	Settlement Date	Cost Value	Market Price	Market Value	% Portfolio	Credit Rating	Days To Call/Maturity
CUSIP		YTM @ Cost	Book Value	YTM @ Market	Accrued Interest	Unre. Gain/Loss	Credit Rating	Duration To Maturity
TexPool LGIP		6/30/2024	7,548,022.38	100.00	7,548,022.38	10.02%	NR	1
TEXPOOL0001	7,548,022.38	4.56	7,548,022.38	4.56		0.00	NR	0
<b>Sub Total TX LGIP   75%</b>	<b>45,128,075.28</b>	<b>4.54</b>	<b>45,128,075.28</b>	<b>4.54</b>	<b>45,128,075.28</b>	<b>59.89%</b>	<b>0.00</b>	<b>1</b>
<b>TX LGIP Commerical Paper   5%</b>								
LOGIC   CEDC LGIP		6/30/2024	519,240.18	100.00	519,240.18	0.69%	NR	1
LOGIC8010	519,240.18	4.69	519,240.18	4.69		0.00	NR	0
LOGIC LGIP		6/30/2024	38,083.97	100.00	38,083.97	0.05%	NR	1
LOGIC4001	38,083.97	4.69	38,083.97	4.69		0.00	NR	0
LOGIC LGIP		6/30/2024	171,436.14	100.00	171,436.14	0.23%	NR	1
LOGIC4001	171,436.14	4.69	171,436.14	4.69		0.00	NR	0
LOGIC LGIP		6/30/2024	1,480.34	100.00	1,480.34	0%	NR	1
LOGIC4001	1,480.34	4.69	1,480.34	4.69		0.00	NR	0
LOGIC LGIP		6/30/2024	214,012.71	100.00	214,012.71	0.28%	NR	1
LOGIC4001	214,012.71	4.69	214,012.71	4.69		0.00	NR	0
LOGIC LGIP		6/30/2024	93,759.79	100.00	93,759.79	0.12%	NR	1
LOGIC4001	93,759.79	4.69	93,759.79	4.69		0.00	NR	0
LOGIC LGIP		6/30/2024	776,900.76	100.00	776,900.76	1.03%	NR	1
LOGIC4001	776,900.76	4.69	776,900.76	4.69		0.00	NR	0
LOGIC LGIP		6/30/2024	27,341.76	100.00	27,341.76	0.04%	NR	1
LOGIC4001	27,341.76	4.69	27,341.76	4.69		0.00	NR	0
<b>Sub Total TX LGIP Commerical Paper   5%</b>	<b>1,842,255.65</b>	<b>4.69</b>	<b>1,842,255.65</b>	<b>4.69</b>	<b>1,842,255.65</b>	<b>2.44%</b>	<b>0.00</b>	<b>1</b>
<b>US Agency   75%</b>								
FHLB 5.2 4/25/2025		8/29/2024	1,506,809.94	100.25	1,503,760.79	2%	Moodys-Aaa	115
3130B15Z6	1,500,000.00	4.48	1,503,289.55	4.36	14,300.00	471.24	S&P-AA+	0.32



## City of Colleyville | TX Portfolio Holdings by Asset Category Investment Policy Compliance

Date: 12/31/2024

Description	Face Amount / Shares	Settlement Date	Cost Value	Market Price	Market Value	% Portfolio	Credit Rating	Days To Call/Maturity
CUSIP		YTM @ Cost	Book Value	YTM @ Market	Accrued Interest	Unre. Gain/Loss	Credit Rating	Duration To Maturity
FHLMC 0.375 7/21/2025		8/29/2024	1,448,239.73	97.84	1,467,615.00	1.95%	Moody's-Aaa	202
3137EAEU9	1,500,000.00	4.35	1,467,850.76	4.35	2,500.00	-235.76	S&P-AA+	0.55
			<b>2,955,049.67</b>		<b>2,971,375.79</b>	<b>3.95%</b>		<b>158</b>
<b>Sub Total US Agency   75%</b>	<b>3,000,000.00</b>	<b>4.42</b>	<b>2,971,140.31</b>	<b>4.35</b>	<b>16,800.00</b>	<b>235.48</b>		<b>0.43</b>
			<b>75,333,989.84</b>		<b>75,355,688.07</b>	<b>100.00%</b>		<b>31</b>
<b>TOTAL PORTFOLIO</b>	<b>75,378,940.17</b>	<b>4.54</b>	<b>75,350,080.48</b>	<b>4.51</b>	<b>78,247.40</b>	<b>5,607.59</b>		<b>0.08</b>

% TBD, pending investment policy clarification